KO
TH
ZH
MS
VI
EN

Glass kettle

www.tefal.com

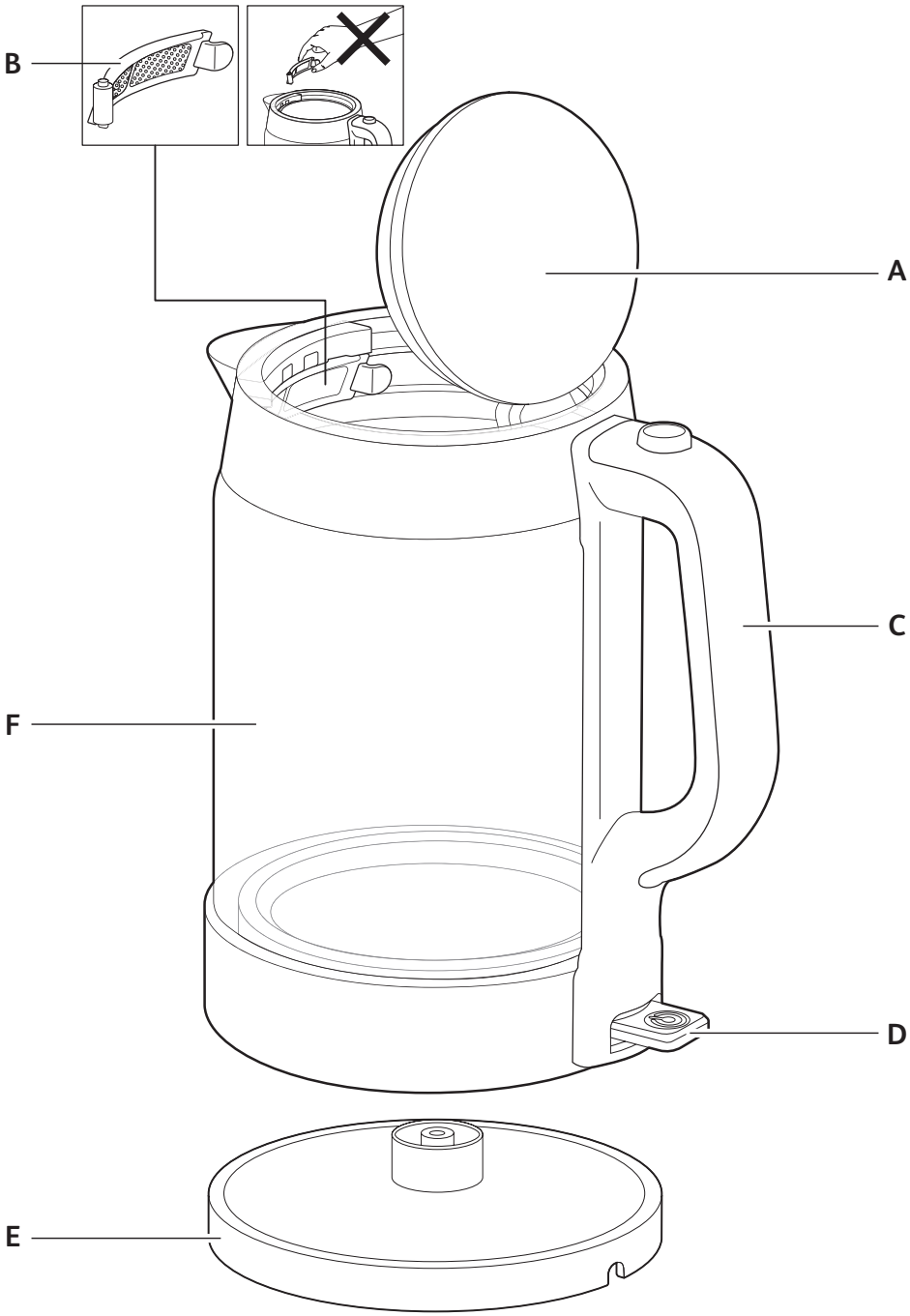
B
A
C
F
D
E

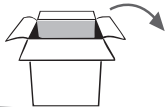

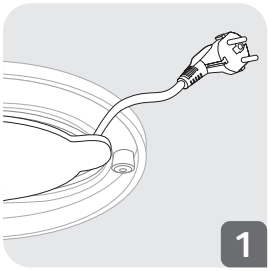
1

2
1
2

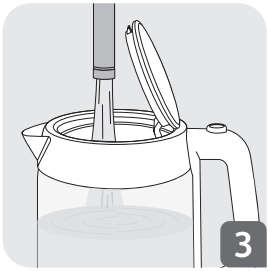
3

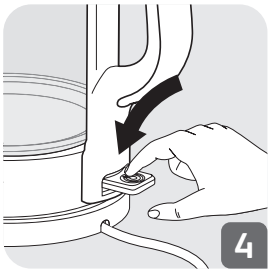
4

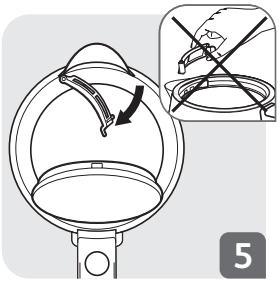
5

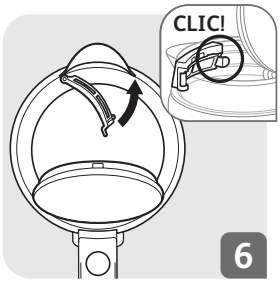
CLIC!
6

- 처음 제품을 사용하시기 전 본 규칙을 주의 깊게 읽어주십시오. 제조사는 규칙을 준수하지 않은 사용에 대한 책임을 지지 않습니다.
- 신체적, 감각적, 정신적 능력이 제한되었거나 경험 및 지식이 부족한 사람(어린이 포함)은 이 제품을 사용할 수 없습니다. 이러한 경우에는 안전에 대해 책임을 질 수 있는 사람이 제품 사용을 감독하거나 지시해야 합니다.
- 8세 이하 어린이 손에 제품 및 납이 닿지 않도록 주의하십시오.
- 제품 안전 사용에 대해 적절한 감독을 받거나 지침을 받지 않는 한 그리고 위험을 이해하지 못하는 한 신체적, 감각적, 정신적 능력이 제한되었거나 기기에 대한 경험이나 지식이 부족한 사람은 본 제품을 사용할 수 없습니다.
- 어린이가 제품을 장난감으로 사용해서는 안됩니다.
- 어린이가 이 제품을 사용하는 경우에는 안전한 사용방법에 대해 충분한 설명을 듣고, 사용에 따른 위험을 완전히 이해해야 하며, 적절한 감독이 이루어지는 상황에서 8세 이상일 때만 사용할 수 있습니다. 제품의 청소와 유지관리 작업을 어린이가 수행하는 경우 그 어린이의 나이는 반드시 8세 이상이어야 하며 적절한 성인의 감독 하에서 작업을 수행해야 합니다.
- 본 제품은 가정용으로 만들어졌습니다.
- 가정용 이외의 다음과 같은 용도로 사용되었을 경우는 품질 보증 혜택을 받으실 수 없습니다.
  – 가게, 사무실 및 다른 영업적인 환경
  – 농장 시설
  – 호텔, 모텔 및 기타 숙박시설 내에서 고객 접대용
  – 음식점 및 레스토랑 (아침 및 저녁식사 형태 제공)
- 최대 수위 표시를 넘거나 최소 수위 표시가 안 되게 내용물을 채우지 마십시오.
- 용량을 초과 하여 물을 채우신 경우 물이 밖으로 샐 수 있습니다.
- 물이 끓을 때는 뚜껑을 열지 마십시오.
- 본 주전자는 뚜껑을 덮고 베이스와 제공된 물때 방지 필터와 함께 사용할 수 있습니다.
- 주전자, 전원받침대, 전선 및 플러그를 물이나 기타 액체에 담그지 마십시오.
- 전선이나 플러그가 손상되었을 경우 주전자를 사용하지 마십시오. 위험을 피할 수 있도록 항상 제조사, 사후 판매 서비스 또는 유사한 자격을 지닌사람이 교체하게 하십시오.

- 아이들이 기기를 가지고 놀지 않도록 감독해야 합니다.
- 책임질 수 있는 어른이 주의에 없을 경우 어린이는 세척을 하거나 유지관리를 수행할 수 없습니다.
- 경고: 용기를 세척하고, 채우고, 비우는 동안 내용물이 커넥터에 쏟아지지 않도록 주의하십시오.
- 제품을 청소하려면 항상 청소 사용설명서를 준수하십시오.
  – 기기의 플러그를 뽑으세요.
  – 뜨거울 때에는 제품을 세척하지 마세요.
  – 젖은 천이나 스폰지로 세척하셔야 합니다.
  – 제품을 물에 담그거나 흐르는 물에 넣어 두는 것은 절대 금하셔야 합니다.
- 경고: 제품을 제대로 사용하지 않을 경우 부상의 위험이 있습니다.
- 주전자를 물을 끓이는 데만 사용하십시오.
- 경고: 제품 표면의 뜨거운 부위는 사용 후 잔열이 남아 있습니다.
- 가열 중에는 기기가 식기 전까지 손잡이만 잡고 다루십시오.
- 본 제품은 고도 2,000m 이하의 가정에서만 사용할 수 있습니다.
- 안전을 위하여 본 기기는 적용되는 기준 및 규정(낮은 전압, 전기전자 호환성, 음식과 닿는 물질, 환경 등)을 준수해야 합니다.
- 기기의 플러그를 고정된 주 콘세트에 끼우십시오. 기기 전압판에 명시된 전압이 가정의 전압과 일치하는 지 확인하십시오
- 전압이 맞지 않아 발생한 문제의 경우, 품질 보증 혜택이 적용되지 않습니다.
- 물때를 정기적으로 제거하지 않아 주전자가 작동하지 않거나 작동이 잘 되지 않아도 보증은 적용되지 않습니다.
- 어린이 손이 닿을 수 있는 곳에 전선을 걸어 놓지 마십시오.
- 전선을 힘껏 당겨서 빼지 마십시오.
- 사용자가 할 수 있는 일반적인 세척 및 유지관리를 제외한 모든 관리는 공인 서비스 센터에서 수행되어야 합니다.
- 모든 제품은 엄격한 품질 관리 절차를 받아야 합니다. 여기에는 어떠한 사용 과정도 설명할 수 있도록 무작위로 선택한 제품에 실제 사용 실험이 포함되어 있습니다.
- 절대 수세미로 세척하지 마십시오.
- 물때 필터를 제거하려면, 주전자를 베이스에서 들어올리고 식힙니다. 제품에 뜨거운 물이 가득 차 있을 경우 절대로 필터를 제거하지 마십시오.
- 권장된 방법 이외 어떤 다른 방법을 사용해서 물때를 제거하지 마십시오.
- 주전자와 전선을 열원 또는 젖어 있거나 미끄러운 표면 및 날카로운 모서리로부터 멀리 하십시오.
- 욕실이나 물과 가까운 곳에서 제품을 사용하지 마십시오.
- 손이나 발이 젖어 있을 때 주전자를 사용하지 마십시오.
- 작동이 비정상적일 경우 즉시 전선을 뽑으십시오.
- 절대 벽면 콘센트로부터 전선을 세게 당겨 뽑지 마십시오.
- 제품을 사용할 때는 항상 주의하시고 특히 연기가 나올 때는 아주 뜨거우니 조심하시기 바랍니다.
- 제품이 바닥에 떨어질 위험이 있으니 전선을 탁자나 주방 식기대에서 늘어져 있게 하지 마십시오.
- 물이 끓을 때에는 필터나 뚜껑을 만지지 마십시오.
- **주의:** 작동 중에는 주전자 본체가 아주 뜨겁습니다. 주전자 손잡이만 만집니다.
- 작동하고 있는 주전자를 옮기지 마십시오.
- 제품에 습기가 차거나 냉동되지 않게 조심하십시오.
- 물을 끓일 때에는 필터를 항상 사용하십시오.

KO

- 빈 주전자를 가열하지 마십시오.
- 작업을 하는 장소 뒤편에 주전자와 전선을 잘 보관하십시오.
- 이 보증은 제조 시 결함과 가정 내 사용에만 적용됩니다. 사용 설명서를 준수하지 않음으로 인해 발생한 파손이나 손상에는 보증이 일체 적용되지 않습니다.

설명

A 뚜껑
B 이물질 제거 필터
C 뚜껑 열림 버튼이 있는 손잡이
D 전원 버튼
E 전원 받침대
F 유리 본체

처음으로 사용하기 전에

1.주전자 내/외부에서 각종 포장재, 스티커 또는 부속품을 제거하십시오.
2.전원 받침대 아래에서 전원선을 감아 길이를 조정하십시오. 전원선 고정부를 사용하여 전원선을 고정하십시오. (그림 1)
내부에 이물질이 들어 있을 수 있으므로 처음 2-3번 사용한 후에는 물을 버리십시오. 주전자와 필터는 따로따로 헹구십시오.

사용

1.뚜껑 열기
– 손잡이 상단에 위치한 원터치 뚜껑 열림 버튼을 눌러 뚜껑을 열 수 있습니다. (그림 2)
뚜껑을 닫으려면, 뚜껑을 꼭 눌러주십시오.

2.물이 튀지 않고, 전기레인지와 같은 뜨거운 열원에서 떨어져 있으며 굴곡이 없이 평평하고 안정된 내열 표면에 전원받침대를 놓으십시오.
- *주전자와 호환되는 전원 받침대와 필터만 사용해야 합니다.*

3.주전자에 원하는 양의 물을 채우십시오. (그림 3)
- *주전자를 전원 받침대 위에 둔 상태에서는 절대 물을 채우지 마십시오.*
- *최대 수위 이상 또는 최소 수위 이하로 물을 채우지 마십시오. 주전자에 물을 너무 많이 채우면 끓는 물이 넘칠 수 있습니다.*
- *물 없이 사용하지 마십시오.*
- *사용 전에 뚜껑이 제대로 닫혀 있는지 확인하십시오.*

4.주전자를 전원 받침대 위에 놓으십시오. 플러그를 메인 콘센트에 연결하십시오.

5.주전자 작동 시작하기
손잡이 아래쪽에 위치한 전원 버튼을 누르십시오. (그림 4)

6.이 주전자는 자동 전원 차단 기능이 있습니다.
물이 끓는점에 도달하는 즉시 주전자 작동을 멈추는 자동전원차단 기능이 있어, 주전자가 멈추면 전원 받침대에서 주전자를 분리하여 물을 부을 수 있습니다. 물이 끓는점에 도달하면 표시등이 꺼집니다. 물을 끓인 후 전원버튼이 꺼져 있는지 확인하고, 주전자를 전원 받침대에서 분리하기 전에 주전자가 작동을 멈추었는지 확인해 주십시오.
- *물때가 빨리 형성되므로 사용 후에는 주전자에 물을 담아 두지 마십시오.*

세척 및 관리

주전자 세척하기
주전자의 플러그를 뽑으십시오.
주전자를 식히고 물을 적신 스폰지로 세척하십시오.
- *주전자, 전원 받침대, 코드 또는 전기 플러그를 물 또는 어떤 액체에도 절대로 담그지 마십시오. 전기 연결부 또는 스위치는 물 또는 어떤 액체와도 접촉하면 안 됩니다.*
- *수세미를 사용하지 마십시오.*

필터 세척(그림 5 - 그림 6)
- *필터는 본체에서 완전 분리할 수는 없습니다. 세척 전에 필터를 당겨 빼주십시오. 본 주전자의 탈착식 필터는 보다 깨끗하고 위생적인 물 섭취를 위해 이물질을 걸러주는 역할을 합니다. 젖은 천이나 브러시로 살살 정기적으로 세척해 주는 것이 중요합니다. 세척 후, 필터를 '딸칵' 소리가 나게 밀어넣어 주십시오.*

물때 제거하기

매우 센 물일 경우 적어도 한 달에 한 번 또는 더 자주 정기적으로 물때를 제거하십시오.

주전자 물때 제거:
- 일반식초 사용:
  - 식초와 물을 혼합하여 물때가 발생 된 부위까지 채워 넣어 주십시오
  - 가열하지 말고 1시간 동안 방치하십시오
- 구연산 사용:
  - 물 ½ 리터를 끓입니다.
  - 구연산 25g을 첨가하고 15분 동안 둡니다.
- 플라스틱 주전자 전용 물때 제거제 사용: 제조업체의 지침을 따릅니다.
- 주전자를 비우고 5-6번 헹굽니다. 필요할 경우 이 과정을 반복합니다.
- *권장된 방법 외의 다른 물때 제거 방법은 절대로 사용하지 마십시오.*

문제 발생 시

주전자 외관에 손상이 없는 경우
- 주전자가 작동하지 않거나 끓기 전에 멈춥니다.
  - 주전자가 제대로 연결되어 있는지 확인하십시오.
  - 주전자에 물이 없는 상태로 스위치를 켰거나 물때 누적으로 인한 과열로 작동이 중지되었습니다: 주전자를 식히고 물을 채웁니다. 물때가 누적되었을 경우 먼저 물때를 제거합니다.

주전자를 약 15분 후 다시 작동 시킵니다.
- 물에 플라스틱 맛이 남:

일반적으로 이러한 현상은 주전자가 새 것일 때 발생하며, 처음 몇 번 정도 물을 끓여서 버리면 문제가 해결됩니다. 그래도 문제가 지속되면 최대 수위까지 주전자에 물을 채우고 베이킹 파우더 2 티스푼을 넣으십시오. 물을 끓여서 버리십시오. 주전자를 헹굽니다.

주전자가 떨어졌거나 물이 새거나 전원 코드, 플러그 또는 주전자 베이스에 눈에 띄는 손상이 있을 경우

수리 작업을 수행하도록 공인을 받은 테팔 공인 서비스 센터에 주전자를 의뢰하십시오. 주전자와 함께 제공된 소책자의 보증 조건과 센터 목록을 참조하십시오. 유형과 일련번호는 주전자 바닥에 표시되어 있습니다. 이 보증은 제조 시 결함과 가정 내 사용에만 적용됩니다. 사용 설명서를 준수하지 않음으로 인해 발생한 파손이나 손상에는 보증이 일체 적용되지 않습니다.
- *TEFAL은 소비자 권익을 위해 언제든지 주전자의 특성이나 구성품을 변경할 권리를 보유합니다.*
- *기기 본체 및 구성품을 절대 분해하지 마십시오.*
- *기기의 전원선이 손상된 경우에는 위험을 방지하기 위해 제조사, 공인 서비스 센터를 통해 교체해야 합니다. 적절하지 않은 수리는 사용자에게 심각한 부상을 입힐 수 있습니다.*

KO 가정 내 사고 예방

어린이의 경우 가벼운 화상이나 데인 상처도 때때로 심각해질 수 있습니다.
어린이들에게 주방에 뜨거운 물이 있을 수 있으니 항상 주의하라고 알려 주시기 바랍니다.
주전자와 전선은 조리대의 뒤쪽으로 놓아, 어린이 손에 닿지 않도록 하십시오.
I**사고가 발생하면**, 즉시 데인 부위에 차가운 물을 붓고 필요할 경우 의사의 치료를 받으십시오.
• *사고를 방지하려면, 뜨거운 물을 마시거나 들고 가는 동시에 어린이나 유아를 안지 마십시오.*

환경 보호

ⓘ 제품에는 많은 회수 가능 또는 재활용 물질이 포함되어 있습니다.

➲ 폐기 시 지역 내 해당 폐기물 수거 장소에 제품을 가져가십시오.

TEFAL 국제 제한 보증

: www.tefal.com

본 제품은 보증 기간 중 및 이후에 TEFAL 에 의해 수리 가능한 제품입니다.

액세서리, 소모품 및 사용자 교체 가능 부품은 현지 판매 되는 경우 구입 가능합니다. 자세한 설명은 TEFAL 인터넷 홈페이지 www.TEFAL .com 을 참조하십시오.

보증

TEFAL 는 구입 또는 배송 받은 첫 날부터, 첨부된 국가 목록에 기재되어 있는 해당 국가들*** 내에서 **보증** 기간 동안 자재 또는 제조 기술 상 결함에 대해 본 제품을 보증합니다.

해외 제조사 **보증**은 일체의 불량 부품의 교체 또는 수리 및 필요한 **노무**를 통해 입증된 결함 제품을 복원시킴으로써 해당 제품이 본래 명세에 부합되도록 만드는 것과 관련한 모든 비용을 그 대상으로 합니다. TEFAL 의 재량에 따라, 결함 제품을 수리하는 대신 교체품이 제공될 수 있습니다. 본 **보증** 하에서 TEFAL 의 유일한 의무이자 귀하의 배타적 해결책은 그러한 수리 또는 교체로 한정됩니다.

조건 & 제외 사항

TEFAL 는 유효한 구입 증빙이 동반되지 않은 일체 제품에 대해 수리 또는 교체할 의무가 없습니다. 제품은 TEFAL **지정** 서비스 센터로 직접 가져오거나, 적절하게 포장해 등기 우편(또는 그에 상응하는 우편 배송 방법)으로 반송해야 합니다. 각 국가별 **지정** 서비스 센터의 상세 주소는 TEFAL 인터넷 홈페이지(www..tefal.com)를 참조하시거나, 첨부 국가 목록에 기재되어 있는 해당 소비스 서비스 센터에 전화 문의하십시 오. TEFAL 은 최고의 서비스 제공과 지속적인 고객 만족 향상을 위해 TEFAL 의 공식 서비스 센터에서 수리를 받거나 교환을 받은 적인 있으신 고객님들께 만족도 설문 조사서를 보내기도 합니다. 본 **보증**은 **가정 내 사용 용도로 구입 및 사용되는 제품에 한해 적용**되며 오용, 부주의, TEFAL 의 사용 지시 사항을 따르지 않음, 또는 제품의 변형 또는 **무허가** 수리, 소유자에 의한 잘못된 포장 또는 일체 운반자에 의한 취급 부주의로 인해 발생할 수 있는 일체 손상은 적용 대상으로 하지 않습니다. 또한, 정상적인 마모, 소모품의 유지관리 또는 교체, **또는** 다음 사항은 적용 대상으로 하지 않습니다:

-잘못된 종류의 물 또는 소모품을 사용하는 경우
-제품 ID 또는 명세에 표시되어 있는 전압 또는 주파수와는 다른 전압 또는 주파수를 사용한 데 따른 손상 또는 잘못된 결과
-물때 제거(일체의 물때 제거 작업은 반드시 사용 지시 사항에 따라 실시해야 합니다)
-화재, 수해 등의 사고
-기계적 손상, 과부하
-물, 먼지 또는 벌레의 제품 침투 (곤충과 관련된 기능을 가진 제품 제외)
-제품에 포함되어 있는 일체의 유리 또는 자기의 손상
-전문 또는 상업적 용도 사용
-전원 서지 또는 번개등에 의한 파손

소비자의 법적 권리

TEFAL **해외 보증**은 소비자가 보유하고 있을 수 있는 법적 권리 또는 제외 또는 한정될 수 없는 권리, 또는 해당 소비자가 해당 제품을 구입한 소매상에 대한 권리에 영향을 미치지 않습니다. 본 **보증**은 소비자에게 구체적인 법적 권리를 부여하며, 해당 소비자는 주별 또는 국가별로 다를 수 있는 다른 법적 권리를 보유하고 있을 수 있습니다. 소비자는 전적으로 본인 재량에 따라 그러한 권리를 행사할 수 있습니다.

****제품을 목록에 나와 있는 한 국가에서 구입한 후 목록에 있는 다른 국가에서 사용하는 경우, TEFAL 해외* **보증** *기간은 구입 국가에 대해 다른* **보증** *기간이 적용된다 하더라도 사용 국가의 기간이 적용됩니다. 해당 제품이 TEFAL가 현지에서 판매하고 있는 제품이 아닌 경우* **수리 처리 기간***이 더 길어 질 수 있습니다. 새로 옮겨간 국가에서 해당 제품을 수리할 수* **없는 경우***, TEFAL 해외* **보증***은 가능한 경우 유사 제품 또는* **대체** *제품으로의 교환으로 한정될 수 있습니다.*

보증기간이내에 보증 서비스 요청을 위하여 본 보증서를 잘 보관해 주시기 바랍니다.

คำแนะนำด้านความปลอดภัย

TH

- อ่านคำแนะนำเพื่อการใช้งานอย่างระมัดระวังก่อนใช้งานอุปกรณ์ในครั้งแรก ผู้ผลิตจะไม่รับผิดชอบต่อการใช้งานที่ไม่ปฏิบัติตามคำแนะนำ
- อุปกรณ์นี้ไม่ได้มีวัตถุประสงค์ในการใช้งานโดยบุคคล (รวมถึงเด็ก) ผู้มีความบกพร่องทางร่างกาย ประสาทสัมผัสหรือทางจิต หรือขาดประสบการณ์และความรู้ เว้นแต่จะได้รับการควบคุมดูแลหรือได้รับคำแนะนำเกี่ยวกับการใช้งานอุปกรณ์จากบุคคลผู้ทำหน้าที่ดูแลความปลอดภัยของบุคคลดังกล่าว
- เก็บอุปกรณ์และสายไฟให้พ้นมือเด็กอายุต่ำกว่า 8 ปี
- บุคคลผู้มีความบกพร่องทางร่างกาย ประสาทสัมผัสหรือทางจิต หรือบุคคลที่มีประสบการณ์หรือความรู้ไม่เพียงพอสามารถใช้งานอุปกรณ์นี้ได้ หากอยู่ในการควบคุมดูแลหรือได้รับคำแนะนำการใช้งานอุปกรณ์อย่างปลอดภัยและเข้าใจถึงอันตราย
- ไม่ควรให้เด็กใช้อุปกรณ์เสมือนเป็นของเล่น
- เด็กที่มีอายุอย่างน้อย 8 ปีสามารถใช้งานอุปกรณ์นี้ได้ ตราบใดที่อยู่ในการควบคุมดูแลและได้รับคำแนะนำเกี่ยวกับการใช้งานอุปกรณ์อย่างปลอดภัยและตระหนักถึงอันตรายที่เกี่ยวข้องอย่างเต็มที่ ผู้ใช้งานไม่ควรให้เด็กทำความสะอาดและบำรุงรักษาอุปกรณ์ เว้นแต่เด็กจะมีอายุอย่างน้อย 8 ปีและอยู่ในการควบคุมดูแลของผู้ใหญ่
- อุปกรณ์ออกแบบมาเพื่อใช้งานในครัวเรือนเท่านั้น
- ไม่ได้มีไว้เพื่อใช้งานในกรณีดังต่อไปนี้ ซึ่งจะไม่อยู่ในขอบข่ายการรับประกัน
  - ในบริเวณครัวที่สงวนการใช้งานสำหรับพนักงานในร้าน สำนักงาน และสภาพแวดล้อมทางอาชีพอื่น ๆ
  - ในฟาร์ม
  - โดยผู้เข้าพักของโรงแรมหรือที่พักข้างทาง หรือในสถานที่พักอาศัยอื่น ๆ
  - ในที่พักซึ่งมีห้องพักและอาหารเช้า และสภาพแวดล้อมอื่น ๆ ที่ใกล้เคียง
- ห้ามเติมกาต้มน้ำเกินเครื่องหมายระดับน้ำสูงสุด หรือต่ำกว่าเครื่องหมายระดับน้ำต่ำสุด
- หากกาต้มน้ำมีน้ำมากเกินไป น้ำอาจล้นออกมาได้
- ห้ามเปิดฝาปิดขณะที่น้ำกำลังเดือด
- ควรใช้กาน้ำเมื่อปิดฝา อยู่บนฐานวาง และมีกรองดักคราบตะกรันที่ให้มาเท่านั้น
- ห้ามแช่กาต้มน้ำ ฐานวาง หรือสายไฟและปลั๊กไฟในน้ำหรือของเหลวอื่น ๆ

- **ห้ามใช้กาต้มน้ำหากสายไฟหรือปลั๊กไฟชำรุดเสียหาย ดำเนินการเปลี่ยนโดยผู้ผลิต ศูนย์บริการหลังการขาย หรือบุคคลที่มีคุณสมบัติคล้ายกันเท่านั้น เพื่อหลีกเลี่ยงอันตราย**
- **ควรควบคุมดูแลไม่ให้เด็กนำอุปกรณ์ไปเล่น**
- **เด็กไม่ควรทำความสะอาดหรือทำการบำรุงรักษาอุปกรณ์ เว้นแต่จะได้รับการควบคุมดูแลจากผู้ปกครอง**
- **คำเตือน: โปรดระมัดระวังไม่ให้ของเหลวหกใส่ขั้วต่อระหว่างทำความสะอาด เติม หรือเทของเหลว**
- **ปฏิบัติตามคำแนะนำการทำความสะอาดเป็นประจำเมื่อทำความสะอาดอุปกรณ์ของคุณ**
  - **ถอดปลั๊กอุปกรณ์**
  - **ห้ามทำความสะอาดอุปกรณ์ขณะที่ร้อน**
  - **ทำความสะอาดด้วยผ้าชุบน้ำหมาด ๆ หรือฟองน้ำ**
  - **ห้ามแช่อุปกรณ์ในน้ำหรือจุ่มไว้ใต้น้ำ**
- **คำเตือน: มีความเสี่ยงต่อการบาดเจ็บหากใช้อุปกรณ์ไม่ถูกต้อง**
- **ใช้กาต้มน้ำเพื่อต้มน้ำดื่มเท่านั้น**
- **คำเตือน: พื้นผิวของส่วนทำความร้อนอาจมีความร้อนหลงเหลืออยู่หลังการใช้งาน**
- **เมื่ออุปกรณ์กำลังร้อน โปรดจับที่มือจับเท่านั้นจนกว่าจะเย็นลง**
- **อุปกรณ์มีไว้เพื่อใช้งานภายในบ้านที่ระดับความสูงต่ำกว่า 2,000 ม. เท่านั้น**
- เพื่อความปลอดภัยของคุณ อุปกรณ์ต้องตรงตามมาตรฐานและระเบียบ (ข้อกำหนดระดับกำลังไฟต่ำ ความเข้ากันได้ทางแม่เหล็กไฟฟ้า วัสดุที่สัมผัสกับอาหาร สภาพแวดล้อม ฯลฯ)
- เสียบปลั๊กอุปกรณ์ในเต้าเสียบหลักที่ต่อสายดินเท่านั้น ตรวจสอบว่าแรงดันไฟฟ้าที่ระบุไว้บนป้ายแสดงของอุปกรณ์สอดคล้องกับป้ายแสดงของระบบไฟฟ้าของคุณ
- หากเกิดข้อผิดพลาดใด ๆ ในการเชื่อมต่อ จะถือว่าการรับประกันเป็นโมฆะ
- การรับประกันจะไม่ครอบคลุมในกรณีที่กาต้มน้ำใช้งานไม่ได้หรือใช้งานได้ไม่ดี เนื่องจากไม่มีการขจัดคราบตะกรันของอุปกรณ์อย่างสม่ำเสมอ
- อย่าปล่อยให้สายไฟห้อยอยู่ในจุดที่เด็กเอื้อมถึงได้
- ห้ามตัดการเชื่อมต่อปลั๊กโดยการดึงสายไฟออก
- การดำเนินการใด ๆ นอกเหนือจากการทำความสะอาดและการบำรุงรักษาตามปกติ ต้องดำเนินการโดยศูนย์บริการที่ได้รับอนุญาต
- อุปกรณ์ทุกชนิดผ่านกระบวนการควบคุมคุณภาพอย่างเข้มงวด รวมถึงการทดสอบการใช้งานจริงในอุปกรณ์ที่สุ่มเลือก ซึ่งจะแสดงถึงผลลัพธ์ในการใช้งาน
- ห้ามใช้แผ่นขัดเพื่อทำความสะอาด
- ถอดกาต้มน้ำออกจากฐานวางและปล่อยให้เย็นลงเพื่อถอดกรองตะกรัน ห้ามถอดกรองเมื่ออุปกรณ์มีน้ำร้อน
- ห้ามทำความสะอาดคราบตะกรันในกาต้มน้ำด้วยวิธีอื่นซึ่งนอกเหนือจากที่แนะนำ
- เก็บกาต้มน้ำและสายไฟให้ห่างจากแหล่งความร้อน พื้นผิวที่เปียกหรือลื่น และขอบวัตถุที่มีความคม
- ห้ามใช้อุปกรณ์ในห้องน้ำหรือใกล้กับแหล่งน้ำ
- ห้ามใช้กาต้มน้ำเมื่อมือหรือเท้าเปียก
- ถอดปลั๊กสายไฟโดยทันทีทุกครั้งหากพบความผิดปกติระหว่างการใช้งาน
- ห้ามดึงสายไฟเพื่อถอดจากเต้าเสียบที่ผนัง
- พึงระมัดระวังอยู่เสมอเมื่ออุปกรณ์เปิดอยู่ และระวังเป็นพิเศษเมื่อมีไอน้ำออกมาจากพวยกา ซึ่งร้อนมาก

- อย่าปล่อยให้สายไฟห้อยลงมาจากโต๊ะหรือเคาน์เตอร์ในห้องครัว เพื่อหลีกเลี่ยงอันตรายจากการหล่นลงพื้น
- ห้ามจับกรองหรือฝาปิดขณะกำลังต้มน้ำ
- ข้อควรระวัง: ตัวกาต้มน้ำจะร้อนมากขณะใช้งาน จับที่มือจับของกาต้มน้ำเท่านั้น
- ห้ามย้ายกาต้มน้ำขณะทำงานอยู่
- ป้องกันอุปกรณ์จากสภาพความชื้นและเยือกแข็ง
- ใช้กรองทุกครั้งระหว่างรอบการทำความร้อน
- ห้ามใช้งานกาต้มน้ำเมื่อไม่มีน้ำ
- วางกาต้มน้ำและสายไฟให้เรียบร้อยที่ด้านหลังของพื้นที่ใช้งาน
- การรับประกันจะครอบคลุมถึงข้อบกพร่องจากการผลิตและการใช้งานภายในครัวเรือนเท่านั้น การรับประกันจะไม่ครอบคลุมถึงการสึกหรอหรือความเสียหายที่เกิดจากการไม่ปฏิบัติตามคำแนะนำการใช้งาน

คำอธิบาย

A ฝาปิด
B กรอง
C ที่จับพร้อมปุ่มเปิดฝาปิด
D ปุ่มเปิด/ปิด
E ฐานจ่ายไฟ
F โถ

ก่อนการใช้งานในครั้งแรก

1. แกะบรรจุภัณฑ์ สติกเกอร์ หรืออุปกรณ์เสริมทั้งหมดออกจากกาต้มน้ำทั้งด้านในและด้านนอก
2. ปรับความยาวของสายไฟโดยพันไว้ใต้ฐานวาง นำสายไฟใส่ลงในร่องบาก (ภาพที่ 1)

เทน้ำที่ใช้งานสอง/สามครั้งแรกทิ้ง เนื่องจากอาจมีฝุ่น ล้างกาต้มน้ำและกรองแยกกัน

การใช้งาน

1. การเปิดฝาปิด

– ฝาปิดแบบเปิดอัตโนมัติ: กดปุ่มบนที่จับ (ภาพที่ 2)
การปิดฝาปิด กดฝาปิดลงให้แน่น

2. วางฐานวางบนพื้นผิวที่เรียบ มั่นคง และทนความร้อน โดยให้ห่างจากน้ำกระเด็นและแหล่งความร้อน

- *ต้องใช้กาต้มน้ำร่วมกับฐานวางที่ตรงกันและกรองที่ให้มาด้วยเท่านั้น*

3. เติมปริมาณน้ำที่ต้องการลงในกาต้มน้ำ (ภาพที่ 3)

- *ห้ามเติมน้ำเมื่อกาต้มน้ำอยู่บนฐานวาง*
- *ห้ามเติมน้ำสูงกว่าระดับสูงสุด หรือต่ำกว่าระดับต่ำสุด หากกาต้มน้ำมีน้ำมากเกินไป น้ำที่เดือดอาจล้นออกมาได้*
- *ห้ามใช้งานโดยไม่มีน้ำ*
- *ตรวจสอบว่าปิดฝาปิดอยู่อย่างเหมาะสมก่อนใช้งาน*

4. วางกาต้มน้ำบนฐานวาง เสียบปลั๊กในเต้าเสียบหลัก

5. การเริ่มใช้งานกาต้มน้ำ

กดปุ่มเปิด/ปิดที่อยู่ด้านล่างของที่จับ (ภาพที่ 4)

6. กาต้มน้ำจะปิดการทำงานโดยอัตโนมัติ

ทันทีที่น้ำถึงจุดเดือด สามารถหยุดการทำงานด้วยตัวเอง ก่อนถอดกาต้มน้ำออกจากฐานวางเพื่อเทน้ำ ไฟสัญญาณจะดับเมื่อน้ำถึงจุดเดือด ตรวจสอบให้แน่ใจว่าปุ่มเปิด/ปิดอยู่ในตำแหน่งปิดหลังจากต้มน้ำและปิดสวิตช์กาต้มน้ำก่อนถอดออกจากฐานวาง

- *ห้ามปล่อยน้ำไว้ในกาต้มน้ำหลังใช้งาน เนื่องจากเป็นการเร่งให้เกิดการก่อตัวของคราบตะกรัน*

การทำความสะอาดและการบำรุงรักษา

การทำความสะอาดกาต้มน้ำ
ถอดปลั๊ก
รอให้กาต้มน้ำเย็นลงสักครู่ แล้วทำความสะอาดด้วยฟองน้ำหมาด ๆ
- *ห้ามแช่กาต้มน้ำ ฐานวาง สายไฟ หรือปลั๊กไฟในน้ำหรือของเหลวอื่น ๆ อุปกรณ์เชื่อมต่อไฟฟ้าหรือสวิตช์ต้องไม่สัมผัสกับน้ำหรือของเหลวอื่น ๆ*
- *ห้ามใช้แผ่นขัด*

การทำความสะอาดกรอง (ภาพที 5 - ภาพที 6)
- *กรองไม่สามารถถอดออกได้ ดึงกรองออกมาก่อนทำความสะอาด กรองมีตาข่ายเพื่อดักอนุภาคและป้องกันไม่ให้อนุภาคตกลงไปในแก้วเมื่อเท การทำความสะอาดโดยการใช้ผ้าชุบน้ำหมาด ๆ หรือแปรงเบา ๆ เป็นประจำเป็นสิ่งสำคัญ หลังจากทำความสะอาด ดันกรองกลับเข้าที่จนดัง "คลิก"*

การขจัดคราบตะกรัน

ขจัดคราบตะกรันอย่างสม่ำเสมอ แนะนำให้ขจัดคราบอย่างน้อยเดือนละหนึ่งครั้งหรือมากกว่านั้นหากน้ำมีความกระด้างสูง

ขั้นตอนการขจัดตะกรัน
- ใช้น้ำส้มสายชู
  - เติมน้ำส้มสายชูลงในกาต้มน้ำ ½ ล.
  - ปล่อยทิ้งไว้ 1 ชั่วโมงโดยไม่ต้องเปิดเครื่อง
- ใช้กรดซิตริก:
  - ต้มน้ำ ½ ล.
  - เพิ่มกรดซิตริก 25 ก. และปล่อยทิ้งไว้ 15 นาที
- ใช้น้ำยาขจัดคราบตะกรันโดยเฉพาะสำหรับกาต้มน้ำพลาสติก: ปฏิบัติตามคำแนะนำของผู้ผลิต
- เทน้ำทิ้งและล้างกาต้มน้ำ 5 หรือ 6 ครั้ง ทำซ้ำหากจำเป็น
- *ห้ามขจัดคราบตะกรันด้วยวิธีการอื่นซึ่งนอกเหนือจากที่แนะนำ*

ในกรณีที่พบปัญหา

กาต้มน้ำไม่มีความเสียหายที่ชัดเจน
- กาต้มน้ำไม่ทำงานหรือหยุดทำงานก่อนที่น้ำจะเดือด
  - ตรวจสอบว่ากาต้มน้ำเชื่อมต่ออย่างเหมาะสม
  - การเปิดใช้งานกาต้มน้ำโดยไม่มีน้ำหรือการสะสมของคราบตะกรันทำให้สะพานไฟตัดความร้อนสูงเกินทำงาน ปล่อยให้กาต้มน้ำเย็นลงและเติมน้ำ ขจัดคราบตะกรันก่อน หากมีคราบตะกรันสะสม

เปิดใช้งาน: เริ่มใช้งานกาต้มน้ำได้อีกครั้งหลังจาก 15 นาทีโดยประมาณ
- น้ำมีกลิ่นพลาสติก

โดยปกติแล้วจะเกิดขึ้นกับกาต้มน้ำใหม่ เทน้ำจากกาต้มสองถึงสามครั้งแรกทิ้ง หากปัญหายังคงอยู่ เติมน้ำลงในกาต้มน้ำให้ถึงระดับสูงสุดและเพิ่มโซเดียมไบคาร์บอเนต (เบกกิ้งโซดา) สองช้อนชา ต้มให้เดือด แล้วเทน้ำทิ้ง ล้างกาต้มน้ำ

หากกาต้มน้ำตกพื้น มีการรั่วซึม หรือมีร่องรอยความเสียหายชัดเจนที่สายไฟ ปลั๊ก หรือฐานวางกาต้มน้ำ

กรุณาส่งกาต้มน้ำคืนให้กับศูนย์บริการหลังการขายที่ได้รับอนุญาตเท่านั้น เพื่อดำเนินการซ่อม โปรดดูเงื่อนไขการรับประกันและรายชื่อศูนย์บริการในหนังสือที่มาพร้อมกับกาต้มน้ำ ประเภทและหมายเลขซีเรียลอยู่ที่ด้านล่างของกาต้มน้ำ การรับประกันนี้ครอบคลุมถึงข้อบกพร่องจากการผลิตและการใช้งานภายในครัวเรือนเท่านั้น การรับประกันจะไม่ครอบคลุมถึงการสึกหรอหรือความเสียหายที่เกิดจากการไม่ปฏิบัติตามคำแนะนำการใช้งาน
- *ผู้ผลิตขอสงวนสิทธิ์ในการปรับเปลี่ยนลักษณะหรือองค์ประกอบของกาต้มน้ำได้ตลอดเวลา เพื่อประโยชน์ของผู้บริโภค*
- *ห้ามใช้งานกาต้มน้ำ ห้ามพยายามถอดชิ้นส่วนกาต้มน้ำหรืออุปกรณ์นิรภัย*
- *หากสายไฟชำรุดเสียหาย ต้องดำเนินการเปลี่ยนโดยผู้ผลิต ศูนย์บริการหลังการขาย หรือบุคคลที่มีคุณสมบัติคล้ายกัน เพื่อหลีกเลี่ยงอันตราย*

การป้องกันอุบัติเหตุในครัวเรือน

TH

บางครั้ง แผลไหม้หรือแผลน้ำร้อนลวกแม้เพียงเล็กน้อยอาจเป็นอันตรายกับเด็กได้
เมื่อเด็กโตขึ้น สอนให้เด็กระมัดระวังของเหลวร้อนในครัว วางกาต้มน้ำและสายไฟไว้ที่ด้านหลังของพื้นที่ใช้งานให้เรียบร้อย โดยให้พ้นจากมือเด็ก
หาก**เกิดอุบัติเหตุ** เทน้ำเย็นใส่ให้ทั่วแผลน้ำร้อนลวกโดยทันที และติดต่อแพทย์หากจำเป็น

- *ในการหลีกเลี่ยงอุบัติเหตุ: ห้ามอุ้มเด็กหรือทารกพร้อมกับดื่มหรือถือเครื่องดื่มร้อน*

การอนุรักษ์สิ่งแวดล้อม

ⓘ อุปกรณ์ประกอบด้วยวัสดุที่นำกลับมาใช้ใหม่หรือรีไซเคิลได้

➲ นำไปทิ้ง ณ จุดเก็บรวบรวมขยะในพื้นที่

รับประกันสินค้าระหว่างประเทศของผลิตภัณฑ์ TEFAL/T-FAL

: www.tefal.com

TH

ผลิตภัณฑ์ของท่านสามารถรับการดูแลจากศูนย์บริการ TEFAL/T-FAL ระหว่างและหลังสิ้นสุดระยะเวลารับประกันตามเงื่อนไขที่กำหนด

การรับประกัน

ผลิตภัณฑ์ TEFAL/T-FAL มีรับประกันสินค้าในกรณีที่เกิดจากข้อบกพร่องใด ๆ ของวัสดุหรือการผลิตในช่วงระยะเวลาการรับประกันภายในประเทศเหล่านั้น *** ที่ระบุไว้ในรายชื่อประเทศในหน้าสุดท้ายของเอกสาร โดยการรับประกันเริ่มต้นนับจากวันที่ซื้อผลิตภัณฑ์หรือ วันที่จัดส่งสินค้า

การรับประกันสินค้าระหว่างประเทศ ครอบคลุมค่าใช้จ่ายทั้งหมดที่เกี่ยวข้องกับการเรียกคืนหรือซ่อมแซมผลิตภัณฑ์ที่บกพร่อง ให้สามารถใช้งานได้ตามคุณสมบัติของสินค้า โดยอาจหาการซ่อมแซมหรือเปลี่ยนส่วนที่ชำรุดใดๆ และค่าแรงงานที่จำเป็น โดย TEFAL/T-FAL ตัดสินใจ, สินค้าทดแทนอาจจะให้แทน การซ่อมสินค้า โดย TEFAL/T-FAL มีสิทธิ์แต่เพียงผู้เดียวในการจัดการภายใต้การรับประกัน เช่น ให้ซ่อมแซมหรือเปลี่ยนผลิตภัณฑ์ดังกล่าว หรือการเปลี่ยนสินค้า ที่เทียบเท่าหรือดีกว่า

เงื่อนไขและการยกเว้น

TEFAL/T-FAL ไม่จำเป็นต้องซ่อมหรือเปลี่ยนผลิตภัณฑ์ที่ไม่ได้มาพร้อมกับหลักฐานการซื้อขายที่ถูกต้อง ผลิตภัณฑ์สามารถนำมาโดยตรงหรือต้องได้รับการบรรจุอย่างเหมาะสมและ มีการบันทึกการส่งคืน (หรือวิธีการเทียบเท่าของไปรษณีย์) เพื่อส่งถึง ศูนย์บริการที่ได้รับการ แต่งตั้งจาก TEFAL/T-FAL รายละเอียดของที่ตั้งศูนย์บริการที่ได้รับการแต่งตั้งจาก TEFAL/T-FAL ระบุไว้บนเว็บไซต์ของ TEFAL/T-FAL หรือโทรติดต่อศูนย์บริการผู้บริโภคที่กำหนดไว้ในรายชื่อของแต่ละประเทศ ที่แนบมาการรับประกันนี้ เพื่อที่จะเสนอที่ดีที่สุดที่เป็น ไปได้บริการหลังการขายอย่างต่อเนื่องและเพิ่มความพึงพอใจของลูกค้า TEFAL/T-FAL อาจส่งสารวจความพึงพอใจให้กับลูกค้าทุกคนที่มีผลิตภัณฑ์ของพวกเขาซ่อมแซมหรือการแลกเปลี่ยนจาก TEFAL/T-FAL ศูนย์บริการที่ได้รับอนุญาต

การรับประกันมีผลเฉพาะสำหรับผลิตภัณฑ์ที่ซื้อและใช้ในประเทศเท่านั้น และไม่ครอบคลุมถึงความเสียหายที่อาจเกิดขึ้นเป็นผลมาจากการใช้งานผิดประเภท, การไม่เอาใจใส่, การไม่ปฏิบัติตามคำแนะนาของ TEFAL/T-FAL, ซ่อมแซมแก้ไขผลิตภัณฑ์ โดยไม่ได้รับอนุญาต, บรรจุภัณฑ์ที่ผิดพลาดโดยเจ้าของ หรือ เสียหายจากการขนส่ง นอกจากนี้ยังไม่ครอบคลุมการสึกหรอตามปกติและ การเสียหายจากการใช้งาน, การซ่อมบำรุงและ การเปลี่ยนวัสดุสิ้นเปลือง หรือต่อไปนี้

- การใช้ผลิตภัณฑ์กับน้ำผิดประเภท
- กลไกเกิดความเสียหายจากการใช้งานมากเกินไป
- ความเสียหายที่เกิดจากน้ำ ฝุ่น หรือแมลงเข้าไปภายในตัวผลิตภัณฑ์ (ยกเว้นผลิตภัณฑ์ที่ออกแบบเฉพาะ)
- ความเสียหายที่เกิดจากอุบัติเหตุ ภัยธรรมชาติ ต่างๆ เช่น อัคคีภัย น้ำท่วม ฟ้าผ่า ไฟกระชาก ไฟเกิน เป็นต้น
- การใช้งานที่นอกเหนือการใช้งานภายในครัวเรือนหรือเป็นการใช้งานเชิงพาณิชย์
- ความเสียหายของอุปกรณ์ที่มาพร้อมกับผลิตภัณฑ์ เช่นเครื่องแก้วหรือกระเบื้อง
- ความเสียหายหรือผลร้ายเนื่องจากการเชื่อมต่อที่ผิดแรงดันไฟฟ้าหรือผิดความถี่ที่ระบุในผลิตภัณฑ์หรือข้อกำหนดของผลิตภัณฑ์
- การปรับแต่งมาตร (การปรับแต่งมาตราใด ๆ จะต้องดำเนินการตามคำแนะนำสำหรับการใช้งาน)

สิทธิตามกฎหมายของผู้บริโภค

รับประกันระหว่างประเทศของ TEFAL/T-FAL ไม่ส่งผลกระทบต่อสิทธิตามกฎหมายของผู้บริโภคอาจจะมีหรือสิทธิที่ไม่สามารถยกเว้นหรือจำกัด หรือสิทธิกับผู้ค้าปลีก ที่ผู้บริโภคจากผลิตภัณฑ์ที่ซื้อ การรับประกันนี้จะช่วยให้ผู้บริโภคสิทธิตามกฎหมายที่ เฉพาะเจาะจงและผู้บริโภค ยังอาจมีสิทธิทางกฎหมายอื่น ๆ ที่แตกต่างจากรัฐเพื่อให้รัฐหรือ ประเทศ ผู้บริโภคอาจยืนยันสิทธิดังกล่าว ขึ้นอยู่กับดุลยพินิจของผู้บริโภค

*** ระยะเวลาการรับประกันระหว่างประเทศของ TEFAL/T-FAL จะยึดตามประเทศที่ใช้งาน แม้ว่าผลิตภัณฑ์ ในประเทศที่ซื้อจะมีระยะเวลาการรับประกันที่แตกต่างกัน กระบวนการซ่อมแซมอาจต้องใช้เวลานานหากสินค้าไม่ได้ขายในพื้นที่โดย TEFAL/T-FAL หากผลิตภัณฑ์ไม่ได้ซ่อมแซม ในประเทศใหม่ที่รับประกันระหว่างประเทศ TEFAL/T-FAL อาจการเปลี่ยนโดยผลิตภัณฑ์ที่คล้ายกันหรือทางเลือกที่ต้นทุนเท่ากันที่เป็นไปได้

โปรดเก็บเอกสารนี้สำหรับนี้เพื่ออ้างอิงการรับประกัน

ZH

- 首次使用前，請仔細閱讀使用說明書：如果使用者不遵從使用說明書上的指示操作產品，生產商不會因而負上任何責任。
- 肢體、感官或心智能力較弱，或者經驗或知識不足的人士（包括兒童），除非有人負責其安全並從旁監督，或已事先向其提供本產品的使用指示，否則均不適宜使用本產品。
- 請放置本產品於8歲以下兒童不能觸及的地方。
- 本產品或可供下列人士 (包括小孩) 使用：身體官能或心智能力退化者，或是經驗與使用知識缺乏者，只要他們有負責其安全的人員在旁監督，或指示產品的安全使用方法，並明白當中使用的危險，方可使用。
- 請勿讓兒童將本產品當成玩具。
- 8歲以上的兒童有在旁監督及有學習安全使用產品的方法，在完全明白使用產品的危險下，或可使用本產品。兒童須是8歲以上及有成人在旁監督，才可進行普通清潔及維護。
- 本產品設計只適用於家居使用。
- 在以下情況使用本產品將導致產品保固失效：
  – 商店、辦公室及其他工作環境的員工廚房區域；
  – 農舍；
  – 由飯店、汽車旅館和其他居住式環境中的客戶使用；
  – 提供早餐與住宿的環境。
- 在電熱水壺中加水不得超過最高水位指標，亦不能夠少於最低水位。
- 如果加入過多的水，開水可能會從壺口噴出。
- 煮沸開水時，切勿揭開壺蓋。
- 電熱水壺使用時應扣緊壺蓋，並與隨附的底座和防水垢濾網一併使用。
- 切勿將電熱水壺、底座或電源線浸泡在水中或其他液體中。
- 如果電源線或插頭有損壞時，請勿使用本電熱水壺。如果產品有損壞，必須交由生產商、生產商授權之服務中心，或是具備相同資格的技師更換，以免發生危險。
- 應在旁監督兒童，確保兒童不會把玩本產品。
- 兒童要有成人在旁監督，方可清潔及維護產品。
- 警告：清理、倒入或倒出材料時，小心避免液體濺到連接器上。
- 請務必遵照以下指示清潔您的產品：
  – 拔除電器插頭。

– 產品仍然發熱時，切勿清潔產品。
– 用濕布或海綿清理。
– 切勿將本產品浸在水裡或置於流水下。

ZH

- 警告：不正確使用本產品，可造成受傷危險。
- 電熱水壺只適用於煮沸飲用水。
- 警告：使用後，發熱元件表面會殘留餘熱。
- 直至冷卻前，請確保僅使用手把來拿起電熱水壺。
- 本產品僅供海拔2000米以下之家居使用，並僅限於室內使用。
- 為使用者安全，本產品已經通過產品標準及規例（低電壓指令、電磁兼容性、食品接触材料及制品、環境等等）。
- 只能連接產品到有接地的電源插座。請檢查當地的電源電壓是否與產品所標示的電源電壓相符。
- 任何錯誤連接會令產品保固失效。
- 如沒有定期為產品去除水垢，電熱水壺的保固將會失效。
- 請勿懸掛電源線於兒童能觸及的地方。
- 拔掉插頭時，請勿拉扯電源線。
- 除用家正常的清潔和維護外，任何對產品的改動應由認可的服務中心進行。
- 所有產品均經過嚴格的品質控制程序。這包括對隨機抽選的產品進行實地的使用測試，以反映使用時的情況。
- 切勿使用百潔布清潔本產品。
- 若要取下水垢濾網，請將電熱水壺從底座移開，然後靜待其冷卻。當本產品仍裝滿熱水時，切勿拉出濾網。
- 除建議的方式外，請勿使用其他方式去除水垢。
- 請勿放置電熱水壺及電源線於接近熱源的地方、任何濕滑的表面及鋒利的邊緣。
- 請勿於浴室或接近水源的地方使用本產品。
- 當雙手或雙腳弄濕時，請勿使用電熱水壺。
- 使用產品時，如發現任何不正常情況，請立刻拔除電源線。
- 從插座拔除電源線時，請勿拉扯電源線。
- 當本產品電源開啟時，請保持警覺，特別留意從壺嘴噴出的水蒸氣，溫度非常高。
- 請勿將電源線懸掛在枱面或廚房枱面上，以避免因電源線跌落在地面以產生的危險。
- 煮沸開水時，切勿揭開濾網或壺蓋。
- 注意: 在運作期間，電熱水壺的壺身會變得非常灼熱。要接觸電熱水壺時，請使用手把。
- 當電熱水壺運作時，請勿移動電熱水壺。
- 保護產品，請勿置於潮濕及極冷的地方。
- 加熱時，請使用濾網。
- 當電熱水壺沒有水時，請勿使用電熱水壺加熱。
- 請把電熱水壺和電源線放於工作平台的後方。
- 保固涵蓋產品瑕疵及產品在家居使用下的情況。如不遵守本使用守則，而導致任何產品損壞，均不涵蓋於保固之列。

ZH

描述

A 壺蓋
B 濾網
C 設有壺蓋按鈕的把手
D 開關按鈕
E 電源底座
F 玻璃壺身

初次使用前

1. 取下所有電熱水壺內外的包裝、貼紙和配件。
2. 將電源線捲在底座下方來調整電線長度。將電源線擠進凹槽。（圖1）

最初二/三次的煮沸的水可能有灰塵，請倒掉。用清水分別沖洗電熱水壺及濾網。

使用

1. 打開壺蓋

– 自動式壺蓋：按下手把的按鈕。（圖2）
要關上壺蓋，只需牢牢地將壺蓋按下。

2. 請放置底座於平坦、穩固、防熱的表面，並應放置於遠離熱源及能被水濺及的地方。

- *您的電熱水壺只能與其原有的底座和濾網配合使用。*

3. 在電熱水壺注入所需的水量。（圖3）

- *當電熱水壺於底座時，請勿加水。*
- *切勿加水超過最高水位，或少於最低水位。如果加入過多的水，開水可能會從壺口噴出。*
- *壺內沒有水時，切勿使用。*
- *使用前檢查壺蓋是否關上。*

4. 把電熱水壺放在底座上。插上電源。

5. 開始使用電熱水壺煮水

按下把手底部的開關按鈕。（圖4）

6. 電熱水壺會自動關閉電源

當水溫達到沸點後，您可以手動關閉電源，並從底座取出電熱水壺來將水倒出。當水溫達到沸點後，指示燈會熄滅。當水沸騰後，請確定開關按鍵是於關閉的位置，關閉電熱水壺後，才可從底座取出電熱水壺。

- *使用後切勿留下水於電熱水壺中，這會加速水垢形成。*

清潔及保養

清潔電熱水壺
拔掉電源
靜待其冷卻，然後使用濕海綿清潔。
- *切勿將電熱水壺、底座、電源線或電插頭浸在水或任何其他液體裡：電子線路或開關不可接觸到水或任何其他液體。*
- *切勿使用百潔布。*

清潔濾網（圖5 - 圖6）
- *濾網不可拆下。清潔前先將濾網拉出。濾網由網線所組成，可濾除微粒並避免微粒在倒水時掉入杯中。濾網必須定期以濕布清潔，或用毛刷輕輕擦拭。清潔完成後，將濾網推回原位，直至聽到「咔」一聲。*

除垢

定期去除水垢；如果水的硬度很高，最好每月一次，甚至更頻密。

為電熱水壺去除水垢：
- 使用白醋：
  – 在電熱水壺加入½公升白醋，
  – 不加熱，靜置1小時。
- 使用檸檬酸：
  – 煮沸½公升的水，
  – 加入25克檸檬酸並靜置15分鐘。
- 如果是塑膠電熱水壺，使用專用的除垢劑：請依照製造商的指示。
- 倒掉壺內的水，並用清水沖洗5-6次。有需要可重複步驟。
- *除建議的除垢方式以外，切勿使用其他方式。*

如果發生問題

電熱水壺沒有明顯損壞
- 電熱水壺無法煮水，或者在水煮沸之前便停止加熱
  – 檢查是否正確插入電熱水壺的插頭。
  – 在壺中無水的情況下開啟電熱水壺的電源，或是堆積的水垢導致過熱而自動斷電以停止加熱：靜待電熱水壺冷卻後再裝水。如果有水垢堆積，請先除垢。如果有水垢堆積，請先除垢。

開啟電源：大約15分鐘，電熱水壺應可再次開始煮水。
- 水喝起來有塑膠味：

通常是新的電熱水壺才會發生這種情況，請將最初幾次煮沸的水倒掉。如果問題持續發生，請將電熱水壺的水注至最高水位，然後加入兩湯匙的小蘇打粉。煮沸後，將水倒掉。用清水沖洗電熱水壺。

如果您的電熱水壺曾經摔落、有漏水情況或是電源線、插頭或電熱水壺底座有目視可見的損壞：

請將電熱水壺送回生產商的售後務中心，只有過授權的服務中心才能進行維修。如須保固款與服務中心一覽表，請參閱電熱水壺隨附的手冊。型號與序號如電熱水壺底部所示。保固涵蓋產品瑕疵及產品在家居使用下的情況。如不遵守本使用守則，而導致任何產品損壞，均不涵蓋於保固之列。
- *生產商保留為客戶利益隨時更改電熱水壺特性或組件的權利。*
- *切勿使用電熱水壺。切勿嘗試拆卸電熱水壺或其安全裝置。*
- *電源線損壞時，必須由生產商、其售後服務中心或及格人員更換以避免發生任何危險。*

避免家居意外

對兒童而言，即使是輕微的灼傷或燙傷都可以非常嚴重。
隨兒童長大，請教導小孩小心廚房中的滾水。放置電熱水壺及電源線後工作枱的後方，兒童不能觸及的位置。
萬一**發生意外**，請立即用冷水沖洗燙傷處並立刻送醫。

- *為避免發生任何意外：切勿抱著兒童或嬰兒，同時飲用或拿取熱飲。*

環境保護

ⓘ 本產品包含許多可回收或再生的物料。

➲ 請送到您當地的垃圾回收點處理。

TEFAL/T-FAL* 國際有限保用證

: www.tefal.com

在保用期內及後，**TEFAL/T-FAL*** 會為您提供產品的維修服務
附件,耗材及用戶可更換的零件,可於當地購買（如有售），詳細請瀏覽 TEFAL/T-FAL internet 網站
www.tefal.com

ZH

保用證

TEFAL/T-FAL根據所附國家列表中所載之國家***及保用期,在保用期內（自產品購買日或購買交易日後之產品交付日起計）提供產品因任何材料或工藝缺陷的保用。此生產商國際保用證涵蓋已被證實為缺陷產品相關的修復費用, 包括通過維修或更換任何缺陷零件以及必要的人力, 以使產品符合原本的規格。TEFAL/T-FAL有權選擇更換同等或更高級的產品而不維修缺陷的產品。本保用證下TEFAL/T-FAL的唯一責任及您專享的解決方法只限於維修或更換產品。

條款及免責

TEFAL/T-FAL 不會維修或更換未能出示有效購買證明的產品。客戶可親自將產品直接送交 TEFAL/T-FAL 授權的售後服務中心，或必須妥善包裝並以掛號形式（或其他同等郵遞方式）送交至TEFAL/T-FAL 授權的售後服務中心。各國獲授權的售後服務中心之詳細地址請見 TEFAL/T-FAL 網址，或可致電國家列表中合適的客戶服務中心查詢。為提供最好的售後服務並繼續增進客戶的滿意, TEFAL/T-FAL可能向曾經由TEFAL/T-FAL授權服務中心維修或更換其產品的客戶發出滿意程度的調查。
本保用證只適用於已被購買的產品並以家用為目的,本保用證亦不包括任何因錯誤使用、疏忽、未有遵從 TEFAL/T-FAL使用說明、或更改或未經授權而維修產品所產生的損壞,或產品持有人的包裝不當或運送途中的處理不當所引起的損壞。保用證亦不包括正常的磨損及耗損、耗材的維護或更換，及以下情況：

- 使用不適當的水或耗材
- 機件故障，負荷過重
- 未遵從產品規格或產品上的指示, 使用錯誤電壓或頻率而引起的損壞或不良結果
- 產品內入水、灰塵或昆蟲(不包括專用於捕捉或驅趕昆蟲的電器)
- 生銹（如需去銹，必須根據使用說明進行）
- 產品上任何玻璃或瓷器的損壞
- 火災、水災等意外
- 專業或商業用途
- 閃電、功率驟變造成的損壞

消費者法定權利

TEFAL/T-FAL國際保用證並不影響消費者法定權利,這些權利不被排除或局限,亦不影響消費者對購自該產品的零售商的消費者權利。本保用證給予消費者特定合法權益，而消費者在不同州份或國家或可享有其他合法權利。消費者可根據個人判斷維護任何有關權利。

* TEFAL家電在一些地區如美洲及日本以T-FAL品牌出現. TEFAL/T-FAL為SEB集團的註冊商標。

***倘產品購自國家列表內其中一個列舉的國家,而在另一個列舉的國家使用,TEFAL/T-FAL 國際保用證保用期按照使用產品時所在的國家,即使有別於購買該產品時所在列舉國家的保用期。倘產品不是購自當地的TEFAL/T-FAL，可能需要較長的維修時間。倘在使用產品的國家中不能修復該產品, TEFAL/T-FAL 國際保用證只限於更換同類產品或相近價錢的其他產品(如適用)。請保留此文件,供閣下提出保用要求時參考。

ARAHAN KESELAMATAN

MS

- Baca arahan dengan teliti sebelum anda menggunakan peralatan untuk kali pertama: pengeluar tidak akan bertanggungjawab untuk penggunaan yang tidak mematuhi arahan.
- Alat perkakas ini tidak dimaksudkan untuk digunakan oleh orang (termasuk kanak-kanak) yang kurang upaya dari segi fizikal, deria atau mental, atau kurang berpengalaman dan pengetahuan, kecuali jika mereka telah diberi pengawasan atau arahan berkenaan penggunaan alat perkakas ini oleh orang yang bertanggungjawab atas keselamatan mereka.
- Pastikan peralatan dan kedudukannya dari jangkauan kanak-kanak di bawah umur 8 tahun.
- Peralatan ini mungkin diguna oleh orang berfizikal rendah, deria atau kekurangan mental, atau sesiapa yang pengalaman atau pengetahuan yang tidak mencukupi, memberikan mereka pengawasan atau telah terima arahan untuk mengguna peralatan dengan selamat dan memahami bahaya.
- Kanak-kanak tidak patut menggunakan perkakas ini sebagai mainan.
- Peralatan ini mungkin digunakan oleh kanak-kanak berumur sekurang-kurangnya 8 tahun, setelah mereka diberi arahan tentang penggunaan peralatan dengan selamat dan sedar mengenai bahaya yang terlibat. Pembersihan dan penyelenggaraan oleh pengguna tidak perlu dilakukan oleh kanak-kanak kecuali mereka berumur sekurang-kurangnya 8 tahun dan diselia oleh seorang dewasa.
- Peralatan anda direka untuk penggunaan domestik sahaja.
- Ia tidak disasarkan untuk penggunaan pada kes berikut, yang mana tidak dilindungi oleh jaminan.
  - Di dapur dikhaskan untuk kegunaan staf di kedai, pejabat dan persekitaran profesional yang lain;
  - Di ladang;
  - Oleh hotel atau pelanggan motel, atau di premis kediaman yang lain;
  - Di atas katil dan kemudahan sarapan dan persekitaran yang sama di sana.
- Jangan isi cerek melepasi tanda paras air maksimum, dan tidak di bawah tanda paras air minimum.

- Jika cerek terlalu penuh, air mungkin terpercik keluar.
- Jangan membuka tutup bila air sedang mendidih.
- Cerek awak harus digunakan dengan penutup dikunci, dengan alas dan penapis anti-skala dibekalkan.
- Jangan tenggelamkan cerek, alas atau kord kuasa dan palam ke dalam air atau sebarang jenis cecair.
- Jangan guna cerek jika kord kuasa atau palam telah rosak. Sentiasa dapatkan penukaran oleh pengeluar, ia khidmat selepas jualan atau orang yang berkelayakan untuk mengelakkan bahaya.
- Kanak-kanak harus diselia bagi memastikan mereka tidak bermain dengan alat perkakas ini.
- Kanak-kanak harus tidak mencuci atau melakukan prosedur penyelenggaraan kecuali mereka diselia oleh orang dewasa yang bertanggungjawab.
- AMARAN: Berhati-hati untuk mengelakkan sebarang tumpahan di penyambung semasa pembersihan, mengisi atau mencurah.
- Sentiasa mematuhi arahan membersih untuk membersihkan perkakas anda.
  – Tanggalkan plag perkakas.
  – Jangan bersihkan perkakas ketika masih panas.
  – Bersihkan dengan kain yang lembap atau span.
  – Jangan rendam perkakas dalam air atau meletaknya di bawah air yang mengalir.
- AMARAN: Risiko kecederaan jika anda tidak menggunakan perkakas ini dengan betul.
- Cuma guna cerek anda untuk mendidihkan air minuman.
- AMARAN: Permukaan elemen pemanasan adalah terkesan pada lebihan haba selepas penggunaan.
- Pastikan anda hanya menggunakan pemegan ketika pemanasan sehingga ia sejuk.
- Perkakas anda adalah bertujuan untuk digunakan secara domestik di dalam rumah dan hanya di bawah ketinggian 2000 m.
- Untuk keselamatan anda, peralatan ini mematuhi piawaian dan peraturan-peraturan (Arahan mengenai Voltan Rendah, Keserasian Elektromagnetik, Bahan dalam hubungan bersama artikel makanan, Alam sekitar, dan lain-lain.).
- Cuma pasang peralatan kepada soket utama berbumi. Semak yang kuasa voltan dipaparkan pada piring penarafan pada peralatan sepadan dengan pemasangan elektrik anda.
- Sebarang kesilapan sambungan akan membatalkan jaminan anda.

- Jaminan tidak meliputi cerek yang gagal beroperasi atau beroperasi teruk kerana gagal untuk menanggalkan kerak secara kerap.
- Jangan biarkan kabel kuasa tergantung di mana kanak-kanak boleh mencapainya.
- Jangan tanggalkan palam dengan menarik kord kuasa.
- Sebarang campur tangan dari pencucian biasa dan penyelenggaraan oleh pelanggan perlu dilakukan oleh Pusat Perkhidmatan Diluluskan.
- Semua peralatan adalah tertakluk kepada prosedur kawalan kualiti yang ketat. Ini termasuk ujian kegunaan sebenar pada peralatan pilihan secara rawak, yang menerangakan sebarang tanda penggunaan.
- Jangan sesekali gunakan pad penyental untuk tujuan pembersihan.
- Untuk mengeluarkan penapis karat, alihkan cerek dari tapaknya dan biarkannya sejuk. Jangan tarik keluar penuras apabila perkakas penuh dengan air panas.
- Jangan menggunakan kaedah lain untuk membersihkan kerak karat daripada cerek selain daripada kaedah yang disyorkan.
- Pastikan cerek dan kord kuasa jauh dari sebarang sumber kepanasan, dari sebarang basahan atau permukaan licin dan jauh dari permukaan tajam.
- Jangan guna peralatan di bilik air atau hampir pada sumber air.
- Jangan guna cerek bila tangan anda atau kaki adalah basah.
- Sentiasa menanggalakn palam kord kuasa dengan segera jika awak melihat sebarang kejanggalan semasa operasi.
- Jangan tarik kord kuasa untuk mengalihkannya dari soket di dinding.
- Sentiasa berwaspada bila peralatan dihidupkan, dan khususnya berhati-hati pada stim yang keluar dari muncung yang mana ia sangat panas.
- Jangan tinggalkan kord kuasa tergantung dari meja atau kaunter dapur untuk mengelakkan bahaya terjatuh ke atas lantai.
- Jangan sentuh penapis atau penutup bila air sedang mendidih.
- AWAS: Badan cerek akan menjadi amat panas ketika beroperasi. Cuma sentuh pemegang cerek.
- Jangan alihkan cerek bila ia sedang beroperasi.
- Lindungi peralatan dari keadaan lembap dan beku.
- Sentiasa guna penapis semasa kitaran pemanasan.
- Jangan panaskan cerek bila ia kosong.
- Letakkan cerek dan kord kuasa dengan baik di belakang permukaan kerja.
- Jaminan meliputi kecacatan pengeluaran dan penggunaan domestik sahaja. Sebarang kebocoran atau kerosakan akibat dari kegagalan untuk mematuhi dengan arahan penggunaan in tidak dilindungi oleh jaminan.

PENERANGAN

A Penutup
B Penuras
C Pemegang dengan butang pembuka penutup
D Butang Pasang/Tutup
E Bahagian Asas Sumber Kuasa
F Karafe

SEBELUM MENGGUNAKAN ALAT PERKAKAS ANDA BUAT PERTAMA KALI

1. Buang semua pembungkus, pelekat atau aksesori dari bahagian dalam dan luar cerek.
2. Selaraskan kepanjangan kord dengan menggulungnya ke bawah tapak. Sendalkan kord ke dalam takuk. (gambarajah 1)

Masak air dan buang untuk dua tiga kali terlebih dulu kerana ia mungkin mengandungi debu. Bilas cerek dan penapisnya berasingan.

PENGGUNAAN

1. UNTUK MEMBUKA PENUTUP

– Pembukaan penutup secara automatik: tekan butang pada pemegang. (gambarajah 2)
Untuk menutup penutup, tekan penutup ke bawah dengan kemas.

2. LETAKKAN TAPAK PADA PERMUKAAN YANG RATA, STABIL DAN TAHAN HABA, JAUH DARIPADA PERCIKAN AIR ATAU SEBARANG SUMBER HABA.

- *Cerek anda hanya digunakan dengan asas dan penuras yang padan dengannya.*

3. ISI CEREK DENGAN AIR SETAKAT YANG DIKEHENDAKI. (gambarajah 3)

- *Jangan sesekali mengisi air ke dalam cerek ketika ia masih berada di tapaknya.*
- *Jangan mengisi air melebihi paras maksimum, atau di bawah paras minimum. Jika cerek terlampau penuh, air yang mendidih mungkin tertumpah.*
- *Jangan menggunakannya tanpa berisi air.*
- *Pastikan bahawa penutupnya ditutup dengan betul sebelum digunakan.*

4. LETAKKAN CEREK PADA TAPAKNYA. PASANG PALAMNYA KE SOKET UTAMA.

5. MENGHIDUPKAN CEREK

Tekan butang pasang/tutup yang terletak di bahagian bawah pemegang. (gambarajah 4)

6. CEREK AKAN MATI SECARA AUTOMATIK

Sebagi sahaja air mencapai tahap mendidih. Anda boleh memberhentikannya secara manual, sebelum mengalihkannya daripada tapak untuk menuang air. Lampu penunjuk akan tutup apabila air mencapai tahap mendidih. Pastikan butang pasang/tutup berada di kedudukan tutup selepas mendidih dan cerek telah dimatikan sebelum mengalihkannya daripada tapaknya.

- *Jangan biarkan air di dalam cerek selepas menggunakannya kerana ini akan membuatkan kerak karat cepat terbentuk.*

MEMBERSIH DAN MENYELENGGARA

MEMBERSIHKAN CEREK ANDA

Cabut palamnya.
Biarkannya sejuk dan bersihkannya dengan span yang lembap.

- *Jangan rendam cerek, bahagian asasnya, kabel atau palam elektrik ke dalam air atau sebarang cecair lain: sambungan elektrik atau suis tidak patut menyentuh air atau sebarang cecair lain.*
- *Jangan menggunakan pad penyental.*

MEMBERSIHKAN PENURAS (raj 5 - raj 6)

- *Penuras ini tidak boleh dibuka. Tarik keluar sebelum membersih dan ia mengandungi penjerat untuk menahan partikel dan mencegahnya daripada jatuh ke dalam cawan anda apabila menuang. Adalah penting untuk membersihkannya secara berkala menggunakan kain yang lembap atau berus dengan perlahan. Selepas membersih, tekan balik penuras sehingga berbunyi "klik".*

MEMBERSIH KERAK KARAT

Bersihkan kerak karat dengan kerap, sebaik-baiknya sebulan sekali atau lebih kerap jika air anda amat liat.

Untuk membersihkan kerak karat cerek anda:

- Menggunakan cuka putih:
  – Isi cerek dengan ½ L cuka,
  – Biarkan selama 1 jam tanpa pemanasan.
- Menggunakan asik sitrik:
  – Didihkan ½ L air,
  – Tambah 25g asid sitrik dan biarkan selama 15 minit.
- Menggunakan penyahkerak yang khusus untuk cerek plastik: ikuti arahan pengilang.

- Kosongkan cerek anda dan bilas sebanyak 5 atau 6 kali. Ulang jika perlu.
- *Jangan sesekali menggunakan kaedah pembersihan kerak karat lain selain daripada yang disyorkan.*

SEKIRANYA TERDAPAT MASALAH

MS

TIDAK TERDAPAT KEROSAKAN YANG NYATA PADA CEREK ANDA

- Cerek tidak berfungsi atau terhenti sebelum air mendidih
  – Pastikan cerek anda disambung dengan betul.
  – Cerek telah dihidupkan tanpa air atau kerak karat yang terkumpul telah menyebabkan pemanasan terlampau berlaku: biarkan cerek sejuk dan kemudian isikan air. Bersihkan kerak karat terlebih dahulu jika ia telah terkumpul.

Hidupkannya: cerek sepatutnya kembali berfungsi selepas lebih kurang 15 minit.

- Rasa air seperti plastik:

Biasanya, ini berlaku apabila menggunakan cerek baru, buang air yang dimasak untuk dua-tiga kali yang pertama. Jika masalah masih berterusan, isi cerek sehingga ke paras maksimum dan tambah 2 sudu teh soda bikarbonat. Didihkan dan kemudian buang air tersebut. Bilas cerek.

JIKA CEREK ANDA TERJATUH, JIKA IA BOCOR ATAU TERDAPAT KEROSAKAN YANG KETARA PADA KORD KUASA, PALAM ATAU TAPAK CEREK

Pulangkan cerek anda kepada Pusat Perkhidmatan Selepas Jualan TEFAL, hanya mereka yang dibenarkan untuk membaiki kerosakan. Lihat syarat-syarat jaminan dan senarai pusat dalam buku kecil yang disertakan bersama cerek anda. Jenis dan nombor siri ditunjukkan di bahagian dasar cerek anda. Jaminan ini melindungi kerosakan pengilangan dan penggunaan domestik sahaja. Sebarang keretakan atau kerosakan yang terjadi akibat daripada kegagalan untuk mematuhi arahan adalah tidak dilindungi oleh jaminan.

- *TEFAL berhak untuk mengubah suai sifat-sifat atau komponen cereknya pada bila-bila masa untuk kepentingan pelanggan.*
- *Jangan menggunakan cerek. Jangan ada sebarang cubaan untuk menanggalkan cerek atau peranti keselamatannya.*
- *Jika kord bekalan rosak, ia mesti digantikan oleh pengilang, pusat perkhidmatan selepas jualannya atau orang lain yang memiliki kelayakan yang sama, bagi mengelakkan sebarang bahaya.*

PENCEGAHAN KEMALANGAN DOMESTIK

Bagi kanak-kanak, luka terbakar atau lecuran, walaupun sedikit, kadang-kadang boleh menjadi serius.
Sepanjang mereka membesar, didik anak anda untuk berhati-hati dengan cecair panas yang berada di dapur. Letakkan cerek dan kord bekalannya jauh ke dalam permukaan kerja, jauh daripada capaian kanak-kanak.
Jika **terjadi kemalangan**, basuh lecuran di bawah aliran air sejuk dengan segera dan hubungi doktor jika perlu.

- *Bagi mengelakkan sebarang kemalangan: jangan mendukung anak atau bayi anda ketika anda sedang meminum atau membawa air yang panas.*

PERLINDUNGAN ALAM SEKITAR

ⓘ Alat perkakas anda mengandungi bahan-bahan kitar semula atau boleh diguna semula.

➲ Bawa ia ke pusat pengumpulan bahan buangan tempatan.

TEFAL/T-FAL* INTERNATIONAL LIMITED GUARANTEE

: www.tefal.com

This product is repairable by TEFAL/T-FAL*, during and after the guarantee period.

Accessories, consumables and end-user replaceable parts can be purchased, if locally available, as described on the TEFAL/T-FAL internet site www.tefal.com

MS

The Guarantee:**

TEFAL/T-FAL guarantees this product against any manufacturing defect in materials or workmanship during the guarantee period within those countries*** as stated in the attached country list, starting from the initial date of purchase or delivery date. The international manufacturer's guarantee covers all costs related to restoring the proven defective product so that it conforms to its original specifications, through the repair or replacement of any defective part and the necessary labour. At TEFAL/T-FAL's choice, an equivalent or superior replacement product may be provided instead of repairing a defective product. TEFAL/T-FAL's sole obligation and your exclusive resolution under this guarantee are limited to such repair or replacement.

Conditions & Exclusions:

TEFAL/T-FAL shall not be obliged to repair or replace any product which is not accompanied by a valid proof of purchase. The product can be taken directly in person or must be adequately packaged and returned, by recorded delivery (or equivalent method of postage), to a TEFAL/T-FAL authorised service centre. Full address details for each country's authorised service centres are listed on TEFAL/T-FAL website (www.tefal.com) or by calling the appropriate consumer service centre set out in the attached country list. In order to offer the best possible after-sales service and constantly improve customer satisfaction, TEFAL/T-FAL may send a satisfaction survey to all customers who have had their product repaired or exchanged in a TEFAL/T-FAL authorised service centre.

This guarantee applies only for products purchased and used for domestic purposes and will not cover any damage which occurs as a result of misuse, negligence, failure to follow TEFAL/T-FAL instructions, or a modification or unauthorised repair of the product, faulty packaging by the owner or mishandling by any carrier. It also does not cover normal wear and tear, maintenance or replacement of consumable parts, or the following:

- damages or poor results specifically due to wrong voltage or frequency as stamped on the product ID or specification
- using the wrong type of water or consumable
- mechanical damages, overloading
- ingress of water, dust or insects into the product (excluding appliances with features specifically designed for insects)
- scaling (any de-scaling must be carried out according to the instructions for use)
- damage as a result of lightning or power surges
- damage to any glass or porcelain ware in the product
- accidents including fire, flood, etc
- professional or commercial use

Consumer Statutory Rights:

This international TEFAL/T-FAL guarantee does not affect the Statutory Rights a consumer may have or those rights that cannot be excluded or limited, nor rights against the retailer from which the consumer purchased the product. This guarantee gives a consumer specific legal rights, and the consumer may also have other legal rights which vary from State to State or Country to Country. The consumer may assert any such rights at his sole discretion.

****Where a product purchased in a listed country and then used in another listed country, the international TEFAL/T-FAL guarantee duration is the period for the country of usage, even if the product was purchased in a listed country with a longer guarantee duration. The repair process may require a longer time if the product is not locally sold by TEFAL/T-FAL in the country of usage. If the product is not repairable in the new country of usage, the international TEFAL/T-FAL guarantee is limited to a replacement by a similar or alternative product at similar cost, where possible.*

**TEFAL household appliances appear under the T-FAL brand in some territories like America and Japan. TEFAL/T-FAL are registered trademarks of Groupe SEB.*

Please keep this document for your reference should you wish to make a claim under the guarantee.

****For Australia only:**

Our goods come with guarantees that cannot be excluded under the Australian Consumer Law. You are entitled to a replacement or refund for a major failure and compensation for any other reasonably foreseeable loss or damage. You are also entitled to have the goods repaired or replaced if the goods fail to be of acceptable quality and the failure does not amount to a major failure.

****For India Only:**

Your Tefal product is guaranteed for 2 years. The guarantee covers exclusively the repair of a defective product, but at TEFAL's choice, a replacement product may be provided instead of repairing a defective product. It is mandatory that the consumer, to have his product repaired, has to log a service request on the dedicated Smartphone application TEFAL SERVICE APP or by calling TEFAL Consumer Care Center at **1860-200-1232, Opening hours Mon-Sat 09 AM to 06 PM**. Products returned by Post will not be covered by the guarantee. As a proof of purchase consumer needs to provide both this stamped guarantee card and cash memo.

HƯỚNG DẪN VỀ AN TOÀN

VI

- Hãy đọc kỹ hướng dẫn về an toàn trước khi sử dụng thiết bị lần đầu tiên: hãng sản xuất sẽ không chịu trách nhiệm về việc sử dụng không tuân thủ hướng dẫn.
- Thiết bị này không được thiết kế để sử dụng bởi các cá nhân (kể cả trẻ em) có khuyết tật về thể chất, cảm giác hoặc thần kinh, hoặc thiếu kinh nghiệm và kiến thức, trừ khi họ được giám sát hoặc chỉ dẫn sử dụng thiết bị bởi một người chịu trách nhiệm về sự an toàn của họ.
- Bảo quản thiết bị và phần đầu thiết bị tránh xa tầm tay của trẻ em dưới 8 tuổi.
- Thiết bị này có thể được sử dụng bởi những người có năng lực thể chất, giác quan hoặc tâm thần bị suy giảm, hoặc những người không có đủ kinh nghiệm hoặc kiến thức, miễn là họ được giám sát hoặc đã được hướng dẫn sử dụng thiết bị một cách an toàn và hiểu được những mối nguy hiểm.
- Trẻ em không được dùng thiết bị này như đồ chơi.
- Thiết bị này có thể được sử dụng bởi trẻ em từ 8 tuổi trở lên, với điều kiện là phải giám sát và đã được hướng dẫn về cách sử dụng thiết bị an toàn và hiểu rõ về các mối nguy hiểm liên quan. Trẻ em không được thực hiện công việc vệ sinh và bảo dưỡng do người dùng chịu trách nhiệm trừ khi các em có độ tuổi tối thiểu từ 8 tuổi trở lên và có sự giám sát của người lớn.
- Thiết bị chỉ được thiết kế cho nhu cầu sử dụng trong gia đình.
- Thiết bị này không được thiết kế để sử dụng trong các trường hợp dưới đây, các trường hợp này không thuộc phạm vi bảo hành.
  - Trong nhà bếp dành cho nhân viên sử dụng tại các cửa hàng, văn phòng và môi trường chuyên nghiệp khác;
  - Tại trang trại;
  - Bởi khách lưu trú tại khách sạn hoặc nhà trọ, hoặc tại các khu nhà ở khác;
  - Trên giường và nơi ăn sáng và các môi trường tương tự khác.
- Tuyệt đối không được để ấm đun nước vượt quá vạch dấu mực nước tối đa, đồng thời cũng không được để thấp hơn vạch dấu mực nước tối thiểu.

- Nếu ấm quá đầy, có thể đổ bớt nước đi.
- Tuyệt đối không được mở nắp khi nước đang sôi.
- Chỉ sử dụng ấm đun nước này khi đã khóa nắp, đặt lên đế và sử dụng bộ lọc khử cặn được cung cấp.
- Tuyệt đối không được nhúng ấm, đế hoặc dây nguồn và phích cắm vào nước hoặc bất kỳ loại chất lỏng nào khác.
- Tuyệt đối không được sử dụng thiết bị nếu dây nguồn hoặc phích cắm bị hư hỏng. Dây nguồn phải được thay bởi hãng sản xuất, nhân viên dịch vụ hậu mãi hoặc người đủ năng lực tương tự để tránh nguy hiểm.
- Trẻ em phải được giám sát để đảm bảo rằng các em không đùa nghịch với thiết bị.
- Trẻ em không được lau chùi hoặc thực hiện quy trình bảo dưỡng đối với thiết bị trừ khi được giám sát bởi người lớn.
- CẢNH BÁO: Cần cẩn thận tránh tràn đổ vào giắc cắm trong quá trình vệ sinh, đổ nước hoặc rót nước.
- Luôn làm theo hướng dẫn vệ sinh để vệ sinh sạch sẽ thiết bị của bạn;
  - Rút phích cắm của thiết bị.
  - Không được vệ sinh thiết bị khi còn nóng.
  - Vệ sinh bằng giẻ ẩm hoặc miếng xốp.
  - Tuyệt đối không được nhúng thiết bị vào trong nước hoặc đặt thiết bị dưới vòi nước máy.
- CẢNH BÁO: Rủi ro chấn thương nếu bạn không sử dụng thiết bị này đúng cách.
- Chỉ sử dụng ấm để đun nước uống.
- CẢNH BÁO: Bề mặt thành phần gia nhiệt sẽ vẫn còn lưu nhiệt dư sau khi sử dụng.
- Bạn hãy nhớ chỉ cầm vào tay cầm trong khi đun nước cho đến khi đã nguội.
- Thiết bị chỉ được thiết kế cho nhu cầu sử dụng trong gia đình ở độ cao dưới 2000 m.
- Để đảm bảo an toàn cá nhân, thiết bị này đáp ứng các tiêu chuẩn và quy định (Chỉ thị về Điện áp thấp, Độ tương thích Điện từ, Vật liệu tiếp xúc với thực phẩm, Môi trường, v.v.).
- Chỉ cắm thiết bị vào ổ cắm điện được nối đất. Kiểm tra xem điện áp chỉ báo trên biển thông số của thiết bị có tương ứng với điện áp nguồn điện của bạn hay không.
- Mọi lỗi do đấu nối sẽ khiến bạn bị mất quyền bảo hành.
- Bảo hành sẽ không được áp dụng cho ấm không vận hành hoặc vận hành không đúng cách do không khử cặn thiết bị định kỳ.
- Không được treo dây nguồn ở nơi trẻ em có thể với tới.
- Tuyệt đối không được rút phích cắm ra bằng cách kéo dây nguồn.

- Mọi hành vi can thiệp ngoài việc vệ sinh và bảo dưỡng thông thường của khách hàng đều phải do Trung tâm Dịch vụ được Phê duyệt thực hiện.
- Mọi thiết bị đều phải tuân thủ theo quy trình kiểm soát chất lượng nghiêm ngặt. Các quy trình này bao gồm kiểm tra sử dụng thực tế đối với thiết bị được lựa chọn ngẫu nhiên, giải thích mọi lịch sử sử dụng.
- Tuyệt đối không được sử dụng miếng tẩy rửa để vệ sinh.
- Để tháo bộ lọc cặn nước, phải nhấc ấm ra khỏi đế và để ấm nguội. Không được kéo bộ lọc ra khi thiết bị đang đầy nước nóng.
- Không sử dụng bất kỳ phương thức khử cặn ấm nào khác ngoài phương thức được khuyến nghị sử dụng.
- Luôn giữ ấm và dây nguồn tránh xa nguồn nhiệt, nơi ẩm ướt hoặc trơn trượt và tránh xa các cạnh sắc nhọn.
- Tuyệt đối không được sử dụng ấm trong nhà tắm hoặc gần nguồn nước.
- Tuyệt đối không sử dụng ấm khi tay hoặc chân đang ướt.
- Luôn rút dây nguồn ngay lập tức nếu bạn phát hiện thấy bất kỳ hiện tượng bất thường nào trong quá trình vận hành.
- Tuyệt đối không được kéo dây nguồn để rút dây nguồn ra khỏi ổ cắm tường.
- Luôn thận trọng khi bật thiết bị, và đặc biệt cẩn thận với hơi nóng phả ra từ vòi ấm vốn rất nóng.
- Tuyệt đối không được treo dây nguồn trên mặt bàn hoặc kệ bếp để tránh xảy ra mọi nguy hiểm do rơi dây xuống sàn.
- Tuyệt đối không được sờ vào bộ lọc hoặc nắp khi nước đang sôi.
- THẬN TRỌNG: Thân ấm trở nên rất nóng trong quá trình vận hành. Chỉ được phép sờ vào tay cầm của ấm.
- Tuyệt đối không được di chuyển ấm khi đang đun nước.
- Bảo vệ thiết bị khỏi các điều kiện ẩm ướt và đóng băng.
- Luôn sử dụng bộ lọc trong quá trình đun nước.
- Tuyệt đối không được đun ấm khi không có nước.
- Đặt ấm và dây nguồn vào đúng vị trí bề mặt gia công.
- Phạm vi bảo hành chỉ áp dụng cho các lỗi sản xuất và cho nhu cầu sử dụng trong gia đình. Mọi sai hỏng hoặc hỏng hóc do không tuân thủ theo hướng dẫn sử dụng này sẽ không được bảo hành.

MÔ TẢ

A Nắp
B Bộ lọc
C Xử lý bằng nút mở nắp
D Nút bật/ tắt
E Đế Cấp Nguồn
F Bình đựng nước

TRƯỚC KHI SỬ DỤNG LẦN ĐẦU TIÊN

1. Tháo mọi bao gói, nhãn dán hoặc phụ kiện ra khỏi mặt trong và mặt ngoài ấm.
2. Điều chỉnh độ dài của dây nguồn bằng cách cuốn dây dưới đế. Ấn chặt dây nguồn vào rãnh. (hình 1)

Đổ bỏ nước trong lần sử dụng đầu tiên, thứ hai hoặc thứ ba vì nước đó có thể chứa bụi. Xả sạch ấm và lọc riêng.

SỬ DỤNG

1. ĐỂ MỞ NẮP

– Nắp mở tự động: nhấn nút trên tay cầm. (hình 2)
Để đóng nắp, ấn chặt nắp xuống.

2. ĐẶT ĐẾ LÊN MỘT BỀ MẶT LÀM VIỆC BẰNG PHẲNG, ỔN ĐỊNH, CHỐNG NHIỆT, CÁCH XA NƯỚC BẨN VÀ BẤT KỲ NGUỒN NHIỆT NÀO.

- *Chỉ được sử dụng ấm của bạn với đế khớp với nó và bộ lọc của nó.*

3. ĐỔ ĐẦY LƯỢNG NƯỚC MONG MUỐN VÀO ẤM. (hình 3)

- *Tuyệt đối không được đổ nước vào ấm khi ấm đang nằm trên đế.*
- *Không được đổ nước vượt quá mức nước tối đa, hoặc dưới mức nước tối thiểu. Nếu ấm quá đầy, có thể đổ bớt nước sôi đi.*
- *Không được sử dụng ấm mà không có nước.*
- *Kiểm tra đảm bảo chắc chắn rằng đã đậy kín nắp trước khi sử dụng.*

VI

4. ĐẶT ẤM VÀO ĐÚNG VỊ TRÍ TRÊN ĐẾ. CẮM VÀO Ổ PHÍCH CẮM.

5. BẮT ĐẦU ĐUN

Nhấn nút bật/tắt ở đáy của tay cầm. (hình 4)

6. ẤM SẼ TỰ TẮT

Ngay khi nước đạt đến điểm sôi. Bạn có thể tắt ấm bằng tay, trước khi nhấc ấm ra khỏi đế để đổ nước. Đèn chỉ báo sẽ tắt khi nước đạt đến điểm sôi. Đảm bảo chắc chắn rằng nút bật/tắt đã ở vị trí tắt sau khi nước sôi và đã tắt ấm trước khi nhấc ấm ra khỏi đế.

- *Không được để nước trong ấm sau khi sử dụng vì nó sẽ thúc đẩy quá trình hình thành cặn bẩn nhanh chóng.*

VỆ SINH VÀ BẢO DƯỠNG

VỆ SINH ẤM CỦA BẠN

Tháo dây ra.

Để ấm nguội và vệ sinh ấm bằng miếng xốp ẩm.

- *Không bao giờ được nhúng ấm, đế, dây nguồn hoặc phích điện vào nước hoặc bất kỳ chất lỏng nào: các đầu nối điện hoặc công tắc không được tiếp xúc với nước hoặc bất kỳ chất lỏng nào.*
- *Không được sử dụng miếng tẩy rửa.*

VỆ SINH BỘ LỌC (hình 5 - hình 6)

- *Bộ lọc là dạng không thể tháo ra. Kéo nó ra trước khi vệ sinh và nó gồm có mắt lưới giúp giữ lại các hạt bẩn và ngăn chúng không rơi vào tách khi bạn rót nước. Điều quan trọng là phải vệ sinh nó thường xuyên bằng một tấm vải ẩm hoặc chải nhẹ. Sau khi vệ sinh, đẩy bộ lọc trở lại sau tiếng "cách".*

KHỬ CẶN

Tiến hành khử cặn thường xuyên, nên thực hiện tối thiểu mỗi tháng một lần hoặc thường xuyên hơn nếu nước của bạn rất cứng.

Để khử cặn ấm nước của bạn:

- Dùng giấm trắng:
  - Đổ vào ấm ½ l giấm,
  - Ngâm ấm trong thời gian 1 tiếng mà không đun.
- Dùng axit citric:
  - Đun sôi ½ l nước,
  - Đổ thêm 25g axit nitric và ngâm trong thời gian 15 phút.
- Dùng bộ khử cặn chuyên dụng dành riêng cho ấm nhựa: làm theo hướng dẫn của hãng sản xuất.
- Đổ hết nước ra khỏi ấm và xả 5 hoặc 6 lần. Lặp lại nếu cần.
- *Tuyệt đối không áp dụng phương pháp khử cặn khác ngoài phương pháp được khuyến nghị.*

TRONG TRƯỜNG HỢP XẢY RA SỰ CỐ

KHÔNG CÓ HƯ HẠI RÕ RÀNG ĐỐI VỚI ẤM CỦA BẠN

- Ấm không hoạt động hoặc ngừng hoạt động trước khi sôi
  - Kiểm tra để đảm bảo ấm của bạn đã được cắm đúng cách.
  - Ấm đã được bật mà không có nước hoặc cặn bẩn tích tụ đã khiến hệ thống bảo vệ quá nhiệt bị kích hoạt: để ấm nguội và đổ nước vào. Phải khử cặn trước tiên nếu cặn đã tích tụ.

VI

Bật thiết bị lên: cần phải bật lại ấm sau khoảng 15 phút.

- Nước có mùi nhựa:

Nói chung, trường hợp này xảy ra khi ấm còn mới, hãy bỏ nước ở vài lần đun đầu tiên. Nếu vấn đề vẫn tồn tại, đổ nước vào ấm đến mức tối đa và thêm hai muỗng trà natri bicarbonate. Đun sôi và bỏ nước. Rửa ấm.

NẾU ẤM CỦA BẠN BỊ RƠI, NẾU ẤM BỊ RÒ RỈ HOẶC NẾU THẤY RÕ HỎNG HÓC ĐỐI VỚI DÂY NGUỒN, PHÍCH CẮM HOẶC ĐẾ ẤM

Mang ấm đến Trung Tâm Dịch Vụ Hậu Mãi, chỉ có họ được phép tiến hành sửa chữa. Xem các điều kiện bảo hành và danh sách các trung tâm trong tờ rơi kèm theo ấm. Loại thiết bị và số sêri được cho biết ở đáy ấm. Bảo hành này chỉ áp dụng cho các lỗi sản xuất và đối với nhu cầu sử dụng gia dụng. Bất kỳ hư hỏng hoặc hỏng hóc nào do không tuân thủ hướng dẫn sử dụng này sẽ không được bảo hành.

- *Hãng sản xuất có quyền điều chỉnh các đặc điểm và bộ phận của ấm vào bất kỳ lúc nào vì lợi ích của người tiêu dùng.*
- *Không được sử dụng ấm. Không được tìm cách tháo rời ấm hoặc các thiết bị đảm bảo an toàn của nó.*
- *Nếu dây nguồn bị hỏng, phải để hãng sản xuất, trung tâm dịch vụ hậu mãi hoặc nhân sự có năng lực tương tự thay thế để tránh xảy ra nguy hiểm.*

PHÒNG TRÁNH SỰ CỐ TRONG GIA ĐÌNH

Đối với trẻ em, đôi khi vết bỏng hoặc chỗ bỏng thậm chí rất nhẹ cũng có thể nghiêm trọng. Khi các em lớn lên, hãy dạy các em ý thức cẩn trọng đối với nước nóng thấy trong bếp. Đặt ấm và dây nguồn vào đúng vị trí ở phía sau bề mặt gia công, tránh xa tầm tay của trẻ em. Nếu **xảy ra sự cố**, dội nước mát vào chỗ bỏng ngay lập tức và đi khám bác sĩ nếu cần.

- *Để tránh xảy ra tai nạn: không được bế trẻ em hoặc trẻ nhỏ khi đang uống hoặc cầm nước nóng.*

BẢO VỆ MÔI TRƯỜNG

ⓘ Thiết bị của bạn có thể chứa nhiều vật liệu có thể tái chế hoặc tái sử dụng.

➲ Hãy mang nó tới một điểm thu gom rác dân dụng tại địa phương.

TEFAL/T-FAL* INTERNATIONAL LIMITED GUARANTEE

: www.tefal.com

Sản phẩm này được TEFAL/T-FAL sửa chữa trong và sau thời gian bảo hành.

Có thể mua các phụ kiện, hàng tiêu dùng và vật tư có thể thay thế nếu có sẵn tại các quốc gia như mô tả trên trang web của TEFAL/T-FAL www.tefal.com

Bảo hành

TEFAL/T-FAL đảm bảo sản phẩm này không có bất kỳ khuyết điểm sản xuất hoặc tay nghề trong thời gian bảo hành tại các quốc gia *** như đã nêu trong danh sách quốc gia ở trang cuối của hướng dẫn sử dụng, bắt đầu từ ngày đầu tiên mua hàng hoặc từ ngày nhận hàng.

Việc bảo hành của các nhà sản xuất quốc tế bao gồm tất cả chi phí liên quan đến việc sửa lại sản phẩm được chứng minh lỗi để phù hợp với thông số kỹ thuật ban đầu, qua việc sửa chữa hoặc thay thế bất kỳ phần nào khiếm khuyết và công việc cần thiết. TEFAL/T-FAL có thể thay thế sản phẩm tương đương hay cao hơn thay vì sửa chữa sản phẩm. Dưới chế độ bảo hành này, TEFAL/T-FAL sẽ giới hạn sửa chữa hoặc thay thế sản phẩm mới của khách hàng.

Điều kiện bảo hành & Ngoại trừ

TEFAL/T-FAL sẽ không có nghĩa vụ sửa chữa hoặc thay thế bất kỳ sản phẩm mà không kèm theo chứng minh mua hợp lệ. Sản phẩm có thể được trực tiếp mang theo người hoặc phải được đóng gói đúng và gửi trả về, xác nhận báo phát (hoặc hình thức tương đương của bưu chính), cho trung tâm dịch vụ ủy quyền của TEFAL/T-FAL. Chi tiết địa chỉ của các trung tâm dịch vụ ủy quyền ở từng quốc gia được liệt kê trên trang web của TEFAL/T- FAL hoặc điện thoại đến trung tâm dịch vụ khách hàng theo Danh mục Quốc gia đính kèm.

Để cung cấp dịch vụ hậu mãi tốt nhất và không ngừng nâng cao sự hài lòng của khách hàng, TEFAL / T-FAL * có thể sẽ khảo sát sự hài lòng của khách hàng đã sử dụng dịch vụ hậu mãi của các trung tâm dịch vụ ủy quyền TEFAL / T-FAL *.

Bảo hành này chỉ áp dụng cho các sản phẩm đã mua và sử dụng cho mục đích gia dụng và sẽ không bao gồm bất kỳ thiệt hại nào có thể xảy ra do kết quả của việc sử dụng sai, bất cẩn, không thao tác theo hướng dẫn của TEFAL/T-FAL, hoặc sửa đổi trái phép hoặc sửa chữa sản phẩm, bao bì bị lỗi do chủ sở hữu hoặc do hãng vận chuyển xử lý sai. Không bao gồm hao mòn thông thường, bảo dưỡng hoặc thay thế các bộ phận tiêu thụ, hoặc như sau:

- Sử dụng nguồn nước không phù hợp hoặc tiêu hao
- Cặn bẩn (bất kỳ cặn bẩn phải được thực hiện theo hướng dẫn sử dụng)
- Thiệt hại đến bất kỳ bộ phận thủy tinh hoặc sứ
- Thiệt hại về cơ học, quá tải điện áp.
- Tai nạn bao gồm hỏa hoạn, lũ lụt, sét đánh.v.v
- Sử dụng chuyên dụng hoặc thương mại
- Thiệt hại hoặc kết quả xấu đặc biệt do điện áp sai hoặc tần số sai so với nhãn ghi trên mã nhận diện sản phẩm hoặc đặc tính kỹ thuật.
- Nước, bụi bẩn và côn trùng xâm nhập vào bên trong sản phẩm (trừ các thiết bị có các tính năng được thiết kế đặc biệt cho côn trùng)

Quyền lợi hợp pháp của người tiêu dùng

Bảo hành sản phẩm TEFAL/T-FAL quốc tế không ảnh hưởng đến quyền lợi pháp định, người tiêu dùng có thể có những quyền không thể loại trừ hoặc hạn chế, có quyền khiếu nại nhà bán lẻ nơi người tiêu dùng mua sản phẩm. Bảo hành này cho người tiêu dùng quyền lợi hợp pháp riêng biệt, và người tiêu dùng cũng có thể có quyền hợp pháp khác biệt từ Bang này đến Bang khác hoặc Quốc Gia này đến Quốc gia khác. Người tiêu dùng có thể đòi quyền lợi đó dựa trên quyết định của mình.

* Thiết bị gia dụng TEFAL xuất hiện dưới thương hiệu T-FAL ở một số vùng lãnh thổ như Mỹ và Nhật Bản. TEFAL / T-FAL là thương hiệu đã đăng ký của Groupe SEB.

*** Trong trường hợp sản phẩm được mua ở một quốc gia được liệt kê trong danh sách và sau đó được sử dụng tại một quốc gia khác được liệt kê, thì thời hạn bảo hành của TEFAL/T-FAL quốc tế căn cứ vào thời hạn quy định tại quốc gia khách hàng sử dụng sản phẩm, ngay cả khi sản phẩm đã được mua tại một quốc gia được liệt kê trong danh sách với thời hạn bảo hành khác nhau. Quy trình sửa chữa có thể sẽ lâu hơn nếu sản phẩm không được TEFAL/T-FAL bán tại quốc gia đó. Nếu sản phẩm không thể sửa chữa tại quốc gia mới, thì TEFAL/T-FAL quốc tế sẽ hạn chế việc thay thế sản phẩm bằng một sản phẩm tương tự hoặc thay thế bằng một sản phẩm có chi phí tương đương, nếu có thể.

Hãy giữ tài liệu này để tham khảo và xuất trình khi bạn có yêu cầu bảo hành sản phẩm.

SAFETY INSTRUCTIONS

EN

- Read the instructions for use carefully before using your appliance for the first time: the manufacturer does not accept responsibility for use that does not comply with the instructions.
- This appliance is not intended for use by persons (including children) with reduced physical, sensory or mental capabilities, or lack of experience and knowledge, unless they have been given supervision or instruction concerning use of the appliance by a person responsible for their safety.
- Keep the appliance and its lead out of reach of children under 8 years of age.
- This appliance may be used by persons with reduced physical, sensory or mental capabilities, or whose experience or knowledge is not sufficient, provided they are supervised or have received instruction to use the device safely and understand the dangers.
- Children should not use the appliance as a toy.
- This appliance may be used by children of at least 8 years of age, as long as they are supervised and have been given instructions about using the appliance safely and are fully aware of the dangers involved. Cleaning and maintenance by the user should not be carried out by children unless they are at least 8 years of age and are supervised by an adult.
- Your appliance was designed for domestic use only.
- It is not intended to be used in the following cases, which are not covered by the guarantee.
  - In kitchens reserved for staff use in shops, offices and other professional environments;
  - On farms;
  - By hotel or motel clients, or on other residential premises;
  - In bed and breakfast accommodation and other similar environments.
- Never fill the kettle past the maximum water level mark, nor below the minimum water level mark.
- If the kettle is too full, some water may spray out.
- Never open the lid when the water is boiling.
- Your kettle should only be used with its lid locked, with the base and the anti-scale filter supplied.

- Never immerse the kettle, its base or the power cord and plug in water or any other liquid.
- Never use the kettle if the power cord or the plug are damaged. Always have them replaced by the manufacturer, its after-sales service or similarly qualified persons in order to avoid danger.
- Children should be supervised to ensure that they do not play with the appliance.
- Children should not clean or perform maintenance procedures on the appliance unless they are supervised by a responsible adult.
- WARNING: Be careful to avoid any spillage on the connector during cleaning, filling or pouring.
- Always follow the cleaning instruction to clean your appliance;
  – Unplug the appliance.
  – Do not clean the appliance while hot.
  – Clean with a damp cloth or sponge.
  – Never immerse the appliance in water or put it under running water.
- WARNING: Risks of injuries if you do not use this appliance correctly.
- Only use your kettle for boiling drinking water.
- WARNING: The heating element surface is subjected to residual heat after use.
- Be sure to manipulate only the handle during heating until cooling down.
- Your appliance is intended for domestic use inside the home only at an altitude below 2000 m.
- For your safety, this appliance meets applicable standards and regulations (Directives on Low Voltage, Electromagnetic Compatibility, Materials in contact with food articles, Environment, etc.).
- Only plug the appliance into an earthed mains outlet. Check that the voltage indicated on the rating plate of the appliance corresponds to that of your electrical installation.
- Any connection error will invalidate your guarantee.
- The guarantee does not cover kettles that fail to operate or operate badly due to a failure to descale the appliance regularly.
- Do not let the power cord hang where children may reach it.
- Never disconnect the plug by pulling on the power cord.
- Any intervention other than normal cleaning and maintenance by the customer must be performed by an Approved Service Centre.
- All appliances are subject to strict quality control procedures. These include actual usage tests on randomly selected appliances, which would explain any traces of use.
- Never use scouring pads for cleaning purposes.
- To remove the scale filter, remove the kettle from its base and leave it to cool down. Do not pull out the filter when the appliance is filled with hot water.
- Do not use any method to descale the kettle other than that recommended.

- Keep the kettle and its power cord away from any source of heat, from any wet or slippery surface and away from sharp edges.
- Never use the appliance in a bathroom or close to a water source.
- Never use the kettle when your hands or feet are wet.
- Always unplug the power cord immediately if you observe any anomaly during operation.
- Never pull on the power cord to remove it from the wall socket.
- Always remain vigilant when the appliance is on, and in particular be careful of the steam coming out of the spout which is very hot.
- Never leave the power cord hanging from a table top or kitchen counter to avoid any danger of it falling to the floor.
- Never touch the filter or the lid when the water is boiling.
- CAUTION: The body of the kettle becomes very hot during operation. Only touch the handle of the kettle.
- Never move the kettle when it is in operation.
- Protect the appliance from damp and freezing conditions.
- Always use the filter during heating cycles.
- Never heat the kettle when it is empty.
- Place the kettle and its power cord well to the back of the work surface.
- The guarantee covers manufacturing defects and domestic use only. Any breakage or damage resulting from a failure to comply with these instructions for use is not covered by the guarantee.

DESCRIPTION

A Lid
B Filter
C Handle with opening lid button
D On/ off button
E Power Supply Base
F Carafe

BEFORE USING FOR THE FIRST TIME

1. Remove all of the various packaging, stickers or accessories from both the inside and outside of the kettle.
2. Adjust the length of the cord by winding it under the base. Wedge the cord into the notch. (fig 1)

Throw away the water from the first two/three uses as it may contain dust. Rinse the kettle and the filter separately.

USE

1. TO OPEN THE LID

– Automatic opening lid: press the button on the handle. (fig 2)
To close the lid, press the lid down firmly.

2. PLACE THE BASE ON A FLAT, STABLE, HEAT-RESISTANT SURFACE AWAY FROM WATER SPLASHES AND ANY SOURCES OF HEAT.

- *Your kettle must only be used with the base that matches it and its own filter.*

3. FILL THE KETTLE WITH THE DESIRED AMOUNT OF WATER. (fig 3)

- *Never fill the kettle when it is on its base.*
- *Do not fill it above the maximum level, or below the minimum level. If the kettle is too full, boiling water may spill out.*
- *Do not use without water.*
- *Check that the lid is closed properly before use.*

4. POSITION THE KETTLE ON ITS BASE. PLUG IT INTO THE MAINS SOCKET.

5. TO START THE KETTLE

Press the on/off button positioned on the bottom of the handle. (fig 4)

6. THE KETTLE WILL SWITCH OFF AUTOMATICALLY

As soon as the water reaches boiling point. You can stop it manually, before removing it from its base to pour the water. The indicator light will go out when the water reaches boiling point. Make sure that the on/off button is in the off position after boiling and that the kettle has switched off before removing it from its base.

- *Do not leave water in the kettle after use as this quickens the formation of scale.*

CLEANING AND MAINTENANCE

CLEANING YOUR KETTLE

Unplug it.

Let it cool down and clean it with a damp sponge.

- *Never immerse the kettle, its base, the cord or the electric plug in water or any other liquid: the electrical connections or the switch must not come into contact with water or any other liquid.*
- *Do not use scouring pads.*

CLEANING THE FILTER (fig 5 - fig 6)

- *The filter is non- removable. Pull it out before cleaning and it consists of a mesh to retain the particles and prevent them falling into your cup when pouring. It is important to clean it regularly by using damp cloth or brush it gently. After cleaning, push back the filter after "clic".*

DE-SCALING

De-scale regularly, preferably at least once a month or more frequently if your water is very hard.

To de-scale your kettle:

- Using white vinegar:
  - Fill the kettle with ½ l of vinegar,
  - Leave to stand for 1 hour without heating.
- Using citric acid:
  - Boil ½ l of water,
  - Add 25 g of citric acid and leave to stand for 15 min.
- Using a de-scaler specifically for plastic kettles: follow the manufacturer's instructions.
- Empty your kettle and rinse 5 or 6 times. Repeat if necessary.
- *Never use a de-scaling method other than that recommended.*

IN THE EVENT OF PROBLEMS

THERE IS NO EVIDENT DAMAGE TO YOUR KETTLE

- The kettle does not work or stops before coming to the boil
  - Check that your kettle is properly connected.
  - The kettle has been switched on without water or an accumulation of scale has caused the overheat cut-out to operate: allow the kettle to cool and fill it with water. Descale first if scale has accumulated.

Switch it on: the kettle should start working again after about 15 minutes.

- The water tastes of plastic:

Generally, this happens when the kettle is new, discard the water from the first few boilings. If the problem persists, fill the kettle to maximum and add two teaspoons of bicarbonate of soda. Bring to the boil and discard the water. Rinse out the kettle.

IF YOUR KETTLE HAS BEEN DROPPED, IF IT LEAKS OR IF THERE IS VISIBLE DAMAGE TO THE POWER CORD, THE PLUG OR THE BASE OF THE KETTLE

Return your kettle to your After-Sales Service Centre, only they are authorised to carry out repairs. See the guarantee conditions and list of centres in the booklet supplied with your kettle. The type and serial number are shown on the bottom of your kettle. This guarantee covers manufacturing defects and domestic use only. Any breakage or damage resulting from failure to comply with the instructions for use is not covered by the guarantee.

- *The manufacturer reserves the right to modify the characteristics or components of its kettles at any time in the interests of the consumer.*
- *Do not use the kettle. No attempt must be made to dismantle the kettle or its safety devices.*
- *If the supply cord is damaged, it must be replaced by the manufacturer, its after-sales service centre or a similarly qualified person, in order to avoid any danger.*

EN

PREVENTION OF DOMESTIC ACCIDENTS

For a child, a burn or scald, even if slight, can sometimes be serious.
As they grow up, teach your children to beware of hot liquids to be found in the kitchen. Position the kettle and its supply cord well to the rear of the work surface, out of the reach of children.
If **an accident does occur**, run cold water over the scald immediately and call a doctor if necessary.

- *In order to avoid any accident: do not carry your child or baby at the same time as drinking or carrying a hot drink.*

ENVIRONMENTAL PROTECTION

ⓘ Your appliance contains many recoverable or recyclable materials.

➲ Take it to a local, civic waste collection point.

TEFAL/T-FAL* INTERNATIONAL LIMITED GUARANTEE

: www.tefal.com

This product is repairable by TEFAL/T-FAL*, during and after the guarantee period.

Accessories, consumables and end-user replaceable parts can be purchased, if locally available, as described on the TEFAL/T-FAL internet site www.tefal.com

EN

The Guarantee:**

TEFAL/T-FAL guarantees this product against any manufacturing defect in materials or workmanship during the guarantee period within those countries*** as stated in the attached country list, starting from the initial date of purchase or delivery date. The international manufacturer's guarantee covers all costs related to restoring the proven defective product so that it conforms to its original specifications, through the repair or replacement of any defective part and the necessary labour. At TEFAL/T-FAL's choice, an equivalent or superior replacement product may be provided instead of repairing a defective product. TEFAL/T-FAL's sole obligation and your exclusive resolution under this guarantee are limited to such repair or replacement.

Conditions & Exclusions:

TEFAL/T-FAL shall not be obliged to repair or replace any product which is not accompanied by a valid proof of purchase. The product can be taken directly in person or must be adequately packaged and returned, by recorded delivery (or equivalent method of postage), to a TEFAL/T-FAL authorised service centre. Full address details for each country's authorised service centres are listed on TEFAL/T-FAL website (www.tefal.com) or by calling the appropriate consumer service centre set out in the attached country list. In order to offer the best possible after-sales service and constantly improve customer satisfaction, TEFAL/T-FAL may send a satisfaction survey to all customers who have had their product repaired or exchanged in a TEFAL/T-FAL authorised service centre.

This guarantee applies only for products purchased and used for domestic purposes and will not cover any damage which occurs as a result of misuse, negligence, failure to follow TEFAL/T-FAL instructions, or a modification or unauthorised repair of the product, faulty packaging by the owner or mishandling by any carrier. It also does not cover normal wear and tear, maintenance or replacement of consumable parts, or the following:

- damages or poor results specifically due to wrong voltage or frequency as stamped on the product ID or specification
- using the wrong type of water or consumable
- mechanical damages, overloading
- ingress of water, dust or insects into the product (excluding appliances with features specifically designed for insects)
- scaling (any de-scaling must be carried out according to the instructions for use)
- damage as a result of lightning or power surges
- damage to any glass or porcelain ware in the product
- accidents including fire, flood, etc
- professional or commercial use

Consumer Statutory Rights:

This international TEFAL/T-FAL guarantee does not affect the Statutory Rights a consumer may have or those rights that cannot be excluded or limited, nor rights against the retailer from which the consumer purchased the product. This guarantee gives a consumer specific legal rights, and the consumer may also have other legal rights which vary from State to State or Country to Country. The consumer may assert any such rights at his sole discretion.

****Where a product purchased in a listed country and then used in another listed country, the international TEFAL/T-FAL guarantee duration is the period for the country of usage, even if the product was purchased in a listed country with a longer guarantee duration. The repair process may require a longer time if the product is not locally sold by TEFAL/T-FAL in the country of usage. If the product is not repairable in the new country of usage, the international TEFAL/T-FAL guarantee is limited to a replacement by a similar or alternative product at similar cost, where possible.*

**TEFAL household appliances appear under the T-FAL brand in some territories like America and Japan. TEFAL/T-FAL are registered trademarks of Groupe SEB.*

Please keep this document for your reference should you wish to make a claim under the guarantee.

****For Australia only:**

Our goods come with guarantees that cannot be excluded under the Australian Consumer Law. You are entitled to a replacement or refund for a major failure and compensation for any other reasonably foreseeable loss or damage. You are also entitled to have the goods repaired or replaced if the goods fail to be of acceptable quality and the failure does not amount to a major failure.

****For India Only:**

Your Tefal product is guaranteed for 2 years. The guarantee covers exclusively the repair of a defective product, but at TEFAL's choice, a replacement product may be provided instead of repairing a defective product. It is mandatory that the consumer, to have his product repaired, has to log a service request on the dedicated Smartphone application TEFAL SERVICE APP or by calling TEFAL Consumer Care Center at **1860-200-1232, Opening hours Mon-Sat 09 AM to 06 PM**. Products returned by Post will not be covered by the guarantee. As a proof of purchase consumer needs to provide both this stamped guarantee card and cash memo.

TEFAL/T-FAL INTERNATIONAL GUARANTEE: COUNTRY LIST

SMALL HOUSEHOLD APPLIANCES

www.tefal.com

ARGENTINA	0800-122-2732	2 años 2 years	GROUPE SEB ARGENTINA S.A. Billinghurst 1833 3° C1425DTK Capital Federal Buenos Aires
ՀԱՅԱՍՏԱՆ **ARMENIA**	010 55-76-07	2 տարի 2 years	«SEB Ուկրանիա խումբ» ընկերություն Խարկովի խճուղի, 201-203, 3-րդ հարկ Կիեվ, 02121 Ուկրաինա 2 տարի
AUSTRALIA	1300307824	1 year	Groupe SEB Australia PO Box 404 North Ryde, NSW, 1670
ÖSTERREICH **AUSTRIA**	01 890 3476	2 Jahre 2 years	GROUPE SEB DEUTSCHLAND GmbH Theodor-Stern-Kai 1 60596 Frankfurt
البحرين **BAHRAIN**	17716666	1 year	www.tefal-me.com
БЕЛАРУСЬ **BELARUS**	017 2239290	2 года 2 years	ЗАО «Группа СЕБ-Восток», Москва, 125171, Ленинградское шоссе, д.16А, строение 3, помещение XII
BELGIQUE BELGIE **BELGIUM**	070 23 31 59	2 ans 2 jaar 2 years	GROUPE SEB BELGIUM SA NV 25 avenue de l'Espérance - ZI 6220 Fleurus
BOSNA I HERCEGOVINA	Info-linija za potrošače 033 551 220	2 godine 2 years	SEB Developpement Predstavništvo u BiH Valtera Perića 6/I 71000 Sarajevo
BRASIL **BRAZIL**	11 2915-4400	1 ano 1 year	Seb Comercial gAv Jornalista Roberto Marinho, 85, 19º andar 04576 – 010 São Paulo - SP
БЪЛГАРИЯ **BULGARIA**	0700 10 330	2 години 2 years	Груп Себ България ЕООД бул. България 58 С, ет 9, офис 30 1680 София
CANADA	1-800-418-3325	1 an 1 year	Groupe SEB Canada Inc. 36 Newmill Gate, Unit 2 Scarborough, ON M1V 0E2
CHILE	02 2 884 46 06	2 años 2 years	GROUPE SEB CHILE Comercial Ltda Avenida Santa María 0858, Providencia - Santiago
COLOMBIA	018000520022	2 años 2 years	GROUPE SEB COLOMBIA Apartado Aereo 172, Kilometro 1 Via Zipaquira Cajica Cundinamarca
HRVATSKA **CROATIA**	01 30 15 294	2 godine 2 years	SEB mku & p d.o.o. Sarajevska 29, 10000 Zagreb
ČESKÁ REPUBLIKA **CZECH REPUBLIC**	731 010 111	2 roky 2 years	Groupe SEB ČR s.r.o. Futurama Business Park (budova A) Sokolovská 651/136a 186 00 Praha 8
DANMARK **DENMARK**	43 350 350	2 år 2 years	Groupe SEB Denmark A/S Delta Park 37, 3. sal 2665 Vallensbæk Strand
مصر **EGYPT**	16622	سنة واحدة 1year	جروب سب إيجيبت القاهرة: ١٢١ شارع الحجاز، مصر الجديدة الإسكندرية: طريق١٤مايو ، سموحة

EESTI **ESTONIA**	668 1286	2 aastat 2 years	Groupe SEB Polska Sp. z o.o. Gdański Business Center II D ul. Inflancka 4C 00-189 Warsaw
SUOMI **FINLAND**	09 8946 150	2 vuotta 2 years	Groupe SEB Finland OY Pakkalankuja 6 01510 Vantaa
FRANCE Continentale + Guadeloupe, Martinique, Réunion, St-Martin	09 74 50 47 74	2 ans 2 years	GROUPE SEB France Service Consommateur Tefal 112 Ch. Moulin Carron, TSA 92002 69134 ECULLY Cedex
DEUTSCHLAND **GERMANY**	0212 387 400	2 Jahre 2 years	GROUPE SEB DEUTSCHLAND GmbH Theodor-Stern-Kai 1 60596 Frankfurt
ELLADA **GREECE**	2106371251	2 χρόνια 2 years	SEB GROUPE ΕΛΛΑΔΟΣ Α.Ε. Καβαλιεράτου 7 Τ.Κ. 145 64 Κ. Κηφισιά
香港 **HONG KONG**	8130 8998	1 year	SEB ASIA Ltd. 9/F, South Block, Skyway House 3 Sham Mong Road, Tai Kok Tsui, Kowloon Hong-Kong
MAGYARORSZÁG **HUNGARY**	06 1 801 8434	2 év 2 years	GROUPE SEB CENTRAL-EUROPE Kft. 2040 Budaörs, Puskás Tivadar út 14
INDIA	1860-200-1232	2 years	Groupe SEB India (P) Limited A-25, 1st Floor, Rear Tower, Mohan Cooperative Industrial Suites, Mathura Road, New Delhi-110044
INDONESIA	+62 21 5793 7007	1 year	GROUPE SEB INDONESIA (Representative office) Sudirman Plaza, Plaza Marein 8th Floor JL Jendral Sudirman Kav 76-78, Jakarta 12910, Indonesia
ITALIA **ITALY**	1 99 207 354	2 anni 2 years	GROUPE SEB ITALIA S.p.A. Via Montefeltro, 4 20156 Milano
日本 **JAPAN**	0570-077772	1年 1 year	株式会社グループセブジャパン 〒144-0042 東京都大田区羽田旭町11-1 羽田クロノゲート事務棟5F
الأردن **JORDAN**	5665505	1 year	www.tefal-me.com
ҚАЗАҚСТАН **KAZAKHSTAN**	727 378 39 39	2 жыл 2 years	ЖАҚ "ГРУППА СЕБ-ВОСТОК", Мәскеу, 125171, Ленинград тас жолы, 16А үй, 3-құрылыс, XII-ғимарат
한국어 KOREA	080-733-7878	1 year	(유)그룹 세브 코리아 서울특별시 종로구 종로1길 50, 더케이트윈타워 B동 14층 03142
الكويت **KUWAIT**	1807777 Ext :2104	1 year	www.tefal-me.com
LATVJA **LATVIA**	6 616 3403	2 gadi 2 years	Groupe SEB Polska Sp. z o.o. Gdański Business Center II D ul. Inflancka 4C 00-189 Warsaw
لبنان **LEBANON**	4414727	1 year	www.tefal-me.com
LIETUVA **LITHUANIA**	5 214 0057	2 metai 2 years	Groupe SEB Polska Sp. z o.o. Gdański Business Center II D ul. Inflancka 4C 00-189 Warsaw

LUXEMBOURG	0032 70 23 31 59	2 ans 2 years	GROUPE SEB BELGIUM SA NV 25 avenue de l'Espérance - ZI 6220 Fleurus
МАКЕДОНИЈА **MACEDONIA**	(02) 20 50 319	2 години 2 years	Груп Себ България ЕООД бул. България 58 С, ет 9, офис 30 1680 София
MALAYSIA	603 7802 3000	2 years	GROUPE SEB MALAYSIA SDN. BHD Unit No. 402-403, Level 4, Uptown 2, No. 2, Jalan SS21/37, Damansara Uptown, 47400, Petaling Jaya, Selangor D.E Malaysia
MEXICO	(55) 52839354	1 año 1 year	Groupe Seb México S.A. de C.V. Calle Boulevard Miguel de Cervantes, Saavedra No 169 Piso 9, Col Ampliación Granada, C.P. 11520, Ciudad de México
NEDERLAND **The Netherlands**	0318 58 24 24	2 jaar 2 years	GROUPE SEB NEDERLAND B.V. De Schutterij 27 3905 PK Veenendaal
NEW ZEALAND	0800 700 711	1 year	GROUPE SEB NEW ZEALAND PO Box 17 – 298, Greenlane, 1546 Auckland New Zealand
NORGE **NORWAY**	22 96 39 30	2 år 2 years	Groupe SEB Norway AS Lilleakerveien 6d, 5 etg 0283, Oslo
سلطنة عمان **OMAN**	24703471	1 year	www.tefal-me.com
POLSKA **POLAND**	801 300 420 koszt jak za połączenie lokalne	2 lata 2 years	Groupe SEB Polska Sp. z o.o. Gdański Business Center II D ul. Inflancka 4C 00-189 Warsaw
PORTUGAL	808 284 735	2 anos 2 years	GROUPE SEB IBÉRICA SA Urb. da Matinha Rua Projectada à Rua 3 Bloco1 - 3° B/D 1950 - 327 Lisboa
قطر **QATAR**	44485555	1 year	www.tefal-me.com
REPUBLIC OF IRELAND	01 677 4003	2 years	GROUPE SEB IRELAND Unit B3 Aerodrome Business Park, College Road, Rathcoole, Co. Dublin
ROMANIA	0 21 316 87 84	2 ani 2 years	GROUPE SEB ROMÂNIA Str. Ermil Pangratti nr. 13 011881 Bucureşti
РОССИЯ **RUSSIA**	495 213 32 30	2 года 2 years	ЗАО «Группа СЕБ-Восток», Москва, 125171, Ленинградское шоссе, д.16А, строение 3, помещение XII
المملكة العربية السعودية **SAUDI ARABIA**	920023701	2 years	www.tefal-me.com
SRBIJA **SERBIA**	060 0 732 000	2 godine 2 years	SEB Developpement Đorđa Stanojevića 11b 11070 Novi Beograd
SINGAPORE	6550 8900	2 years	GROUPE SEB (Singapore) Pte. Ltd. 3A International Business Park #12-04/05, ICON@IBP Singapore 609935
SLOVENSKO **SLOVAKIA**	232 199 930	2 roky 2 years	GROUPE SEB Slovensko, spol. s r.o. Cesta na Senec 2/A 821 04 Bratislava
SLOVENIJA **SLOVENIA**	02 234 94 90	2 leti 2 years	GROUPE SEB Slovensko, spol. s r.o. Cesta na Senec 2/A 821 04 Bratislava

ESPAÑA **SPAIN**	933 06 37 65	2 años 2 years	GROUPE SEB IBÉRICA S.A. C/ Almogàvers, 119-123, Complejo Ecourban 08018 Barcelona
SVERIGE **SWEDEN**	08 629 25 00	2 år 2 years	TEFAL - OBH Nordica Group AB Löfströms Allé 5 172 66 Sundbyberg
SUISSE SCHWEIZ **SWITZERLAND**	044 837 18 40	2 ans 2 Jahre 2 years	GROUPE SEB SCHWEIZ GmbH Thurgauerstrasse 105 8152 Glattpark
ประเทศไทย **THAILAND**	02 765 6565	2 years	GROUPE SEB THAILAND 2034/66 Italthai Tower, 14th Floor, n° 14-02, New Phetchburi Road, Bangkapi, Huaykwang, Bangkok, 10320
TÜRKIYE **TURKEY**	444 40 50	2 YIL 2 years	GROUPE SEB ISTANBUL AS Dereboyu Cd. Bilim Sk. Sun Plaza No:5 K:2 Maslak 34398 Istanbul
الإمارات العربية المتحدة **UAE**	8002272	1 year	www.tefal-me.com
Україна **UKRAINE**	044 300 13 04	2 роки 2 years	ТОВ «Груп СЕБ Україна» 02121, Харківське шосе, 201-203, 3 поверх, Київ, Україна
UNITED KINGDOM	0345 602 1454	2 years	GROUPE SEB UK LTD Riverside House, Riverside Walk Windsor, Berkshire, SL4 1NA
U.S.A.	800-395-8325	1 year	GROUPE SEB USA 2121 Eden Road Millville, NJ 08332
VIETNAM	1800-555521	2 năm 2 years	Vietnam Fan Joint Stock Company 25 Nguyen Thi Nho Str, Ward 9, Tan Binh Dist, HCM city

www.tefal.com **24/10/2018**

TEFAL/T-FAL INTERNATIONAL GUARANTEE

Date of purchase / Date d'achat / Fecha de compra / Købsdato / Ostopäivä / Kjøpsdato / Inköpsdatum / Ostukuupäev / Pirkuma datums / Įsigijimo data / Data zakupu / Datum izročitve blaga / Datum kupovine / Vásárlás dátuma / Data achiziției / Дата на закупуване / Дата продажу / Վաճառքի օր. / Дата продажи / Сатылған күні / 購入日 / **วันที่ซื้อ** / 구입일자 / Датум на купување :

Product reference / Référence produit / Referencia del producto / Referencenummer / Tuotenumero / Artikkelnummer /Produktreferens / Toote viitenumber / Produkta atsauces numurs / Gaminio numeris / Referencja produktu / Oznaka proizvoda / Tip aparata / Készülék típusa / Cod produs / Модел / Модель / Մոդել / Модель / Үлгісі / 製品リファレンス番号 / **รุ่นผลิตภัณฑ์** / 제품명 / Податоци за производот:

Retailer name and address / Nom et adresse du revendeur / Nombre y dirección del minorista / Forhandler navn & adresse / Jälleenmyyjän nimi ja osoite / Forhandler navn og adresse / Återförsäljarens namn och adress / Müüja kauplus ja aadress / Veikala nosaukums un adrese / Parduotuvės pavadinimas ir adresas / Nazwa i adres sprzedawcy / Naziv i adresa prodajnog mjesta / Naziv in naslov trgovine / Forgalmazó neve és címe / Numele şi adresa vânzătorului / Търговки обект / Назва та адреса продавця / Վաճառքի վայրի անվանում և հասցե. / Название и адрес продавца / Сатушының атауы мен мекен-жайы / 販売店名、住所 / **ชื่อและที่อยู่ของห้าง/ร้านที่ซื้อ** / 소매점 이름과 주소 / Име и адреса на продавач :

Distributor stamp / Cachet / Sello del distribuidor / Forhandler stempel / Jälleenmyyjän leima / Forhandler stempel / Återförsäljarens stämpel / Tempel / Zīmogs / Antspaudas / Pieczęć sprzedawcy / Pečat distributera / Pečat trgovine / Forgalmazó pecsétje / Ştampila vânzătorului / Печат на търговския обект / Печатка продавця / Կնիք. / Печать продавца / Сатушының мөрі / 販売店印 / **ตราประทับของห้าง/ร้านที่ซื้อ** / 소매점 직인 / Печат на дистрибутер :

KO p1 – p6

TH p7 – p12

ZH p13 – p18

MS p19 – p24

VI p25 – p30

EN p31 – p36